

**PORT OF SAN DIEGO  
 JURISDICTIONAL RUNOFF MANAGEMENT PROGRAM  
 ANNUAL REPORT FORM  
 FY 2023 - 2024**

I. COPERMITTEE INFORMATION	
Copermittee Name: San Diego Unified Port District	
Copermittee Primary Contact Name: Karen Holman - Director, Environmental Protection	
Copermittee Primary Contact Information: Address: 3165 Pacific Highway City: San Diego County: San Diego State: CA Zip: 92101 Telephone: 619-686-6254 Fax: 619-686-6467 Email: kholman@portofsandiego.org	
II. LEGAL AUTHORITY	
Has the Copermittee established adequate legal authority within its jurisdiction to control pollutant discharges into and from its MS4 that complies with Order No. R9-2013-001?	<b>YES</b>
A Principal Executive Officer, Ranking Elected Official, or Duly Authorized Representative has certified that the Copermittee obtained and maintains adequate legal authority?	<b>YES</b>
III. JURISDICTIONAL RUNOFF MANAGEMENT PROGRAM DOCUMENT UPDATE	
Was an update of the jurisdictional runoff management program document required or recommended by the San Diego Water Board?	<b>NO</b>
If YES to the question above, did the Copermittee update its jurisdictional runoff management program document and make it available on the Regional Clearinghouse?	<b>NO</b>
IV. ILLICIT DISCHARGE DETECTION AND ELIMINATION PROGRAM	
Has the Copermittee implemented a program to actively detect and eliminate discharges and connections to its MS4 that complies with Order No. R9-2013-001?	
Number of non-storm water discharges reported by the public, Port tenant, or other jurisdiction:	19
Number of non-storm water discharges detected by Copermittee staff or contractors:	13
Number of non-storm water discharges investigated by Copermittee:	25 <sup>1</sup>
Number of sources of non-storm water discharges identified:	22 <sup>2</sup>
Number of non-storm water discharges eliminated:	25
Number of sources of illicit discharges or connections identified:	21 <sup>3</sup>
Number of illicit discharges or connections eliminated:	21
Number of enforcement actions issued:	6 <sup>4</sup>
Number of escalated enforcement actions issued:	5 <sup>5</sup>
<p><b>See Table 12-1 attached for a summary of ICID investigations.</b>  <b>"Escalated enforcement" is an action that is specifically outlined in the 2013 MS4 Permit.</b>  <sup>1</sup> Seven of the 32 incoming complaints did not justify an investigation. Of the 7 complaints, 2 were from the public and 5 were by Port staff. The remaining 25 cases were investigated and are summarized on Table 12-1. The Port maintains a database that contains all information related to IDDEs cases that are reported and investigated.  <sup>2</sup> Refer to the "Source" column on Table 12-1. In 3 of the 25 cases investigated, the source was "unknown" if the discharge did not reach the MS4 and therefore not included in the "sources identified" count on the report form.  <sup>3</sup> Discharge sources not considered to be Illicit Discharges or Connections include potable water, as shown in Table 12-1.  <sup>4</sup> Enforcement Actions include routine work orders and written warnings, as shown in the Enforcement column in Table 12-1.  <sup>5</sup> Escalated Enforcement is a response to an unauthorized discharge to the MS4 or receiving water resulting in an immediate escalated work order or administrative citation with fine and/or corrective actions depending on the severity and duration of the incident, as shown in the Enforcement column in Table 12-1.</p>	

**PORT OF SAN DIEGO  
JURISDICTIONAL RUNOFF MANAGEMENT PROGRAM  
ANNUAL REPORT FORM  
FY 2023 - 2024**

<b>V. DEVELOPMENT PLANNING PROGRAM</b>	
Has the Copermittee implemented a development planning program that complies with Order No. R9-2013-001?	<b>YES</b>
Was an update to the BMP Design Manual required or recommended by the San Diego Water Board?	<b>NO</b>
If YES to the question above, did the Copermittee update its BMP Design Manual and make it available on the Regional Clearinghouse?	<b>YES</b>
Number of proposed development projects in review :	66 <sup>6</sup>
Number of Priority Development Projects in review :	6
Number of Priority Development Projects approved:	3
Number of approved Priority Development Projects exempt from any BMP requirements:	0
Number of approved Priority Development Projects allowed alternative compliance:	0
Number of Priority Development Projects granted occupancy:	0
Number of completed Priority Development Projects in inventory:	68 <sup>7</sup>
Number of high Priority Development Structural BMP inspections:	145 <sup>8</sup>
Number of Priority Development Structural BMP violations:	13 <sup>9</sup>
Number of enforcement actions issued:	3 <sup>10</sup>
Number of escalated enforcement actions issued:	13 <sup>11</sup>
<p><b>See Table 12-2 for supporting information for Section V.</b>  <sup>6</sup> Project reviews are inclusive of all projects that came into the Port during FY 2024 which were reviewed for stormwater applicability. Due to the lag time between when projects are reviewed for stormwater applicability and when a standard or PDP SWQMP is submitted, projects may cross over fiscal years.  <sup>7</sup> There were 28 high Priority Development Projects requiring inspections and Verification of Maintenance (VIMF) records in FY 2024, as presented in Tables 12-2a and 12-2b. The remaining 40 projects were considered low priority. All PDP BMPs, regardless of priority (“High” or “Low”) are required to submit an annual VIMF prior to the end of the reporting year, in compliance with the Municipal Permit.  <sup>8</sup> The number of inspected structural BMPs reflect all high priority structural BMPs, as summarized in Table 12-2a and 12-2.b. All commercial/industrial facilities with PDP BMPs were required to submit verification of operation and maintenance for the BMPs by 5/31/2024.  <sup>9</sup> A violation is where a PDP BMP is missing, requires replacement, or a required corrective action is not addressed within the Port specified time frame. In these instances, escalated work orders or citations are issued.  <sup>10</sup> Enforcement Action is given when minor maintenance is required for a PDP BMP to function as designed and are issued required corrective actions with a specified completion date.  <sup>11</sup> Escalated enforcement is a response to a PDP BMP that is missing or requires replacement.</p>	
<b>VI. CONSTRUCTION MANAGEMENT PROGRAM</b>	
Has the Copermittee implemented a construction management program that complies with Order No. R9-2013-0001?	<b>YES</b>
Number of construction sites in inventory:	25
Number of active construction sites in inventory:	25
Number of inactive construction sites in inventory:	2
Number of construction sites closed/completed during reporting period:	12
Number of construction site inspections:	201 <sup>12</sup>
Number of construction site violations:	2 <sup>13</sup>
Number of enforcement actions issued:	49 <sup>14</sup>
Number of escalated enforcement actions issued:	2 <sup>15</sup>
<p><b>See See attached Table 12-3 for supporting information for Section VI.</b>  <sup>12</sup> The Port also completed 20 follow-up inspections to close out any corrective actions in the reporting period.  <sup>13</sup> Violation is when a WQIP priority pollutant BMP is missing or when a required corrective action is not addressed within the Port specified timeframe and is non-compliant. A violation related to a WQIP priority pollutant BMP is also categorized and counted as escalated enforcement.  <sup>14</sup> Enforcement Action indicates when a required corrective action is issued to improve stormwater compliance at a facility or construction site. Required corrective actions are issued with a specified completion date and will be elevated to a “violation” for non-compliance. Violations are not included in the overall number of enforcement actions reported in the JRMP Annual Report form.  <sup>15</sup> Escalated Enforcement is when a violation is for a WQIP priority pollutant BMP is missing.</p>	

**PORT OF SAN DIEGO  
 JURISDICTIONAL RUNOFF MANAGEMENT PROGRAM  
 ANNUAL REPORT FORM  
 FY 2023 - 2024**

**VII. EXISTING DEVELOPMENT MANAGEMENT PROGRAM**

Has the Copermittee implemented an existing development management program that complies with Order No. R9-2013-0001?					<b>YES</b>
	Municipal <sup>16</sup>	Commercial	Industrial	Residential <sup>17</sup>	
Number of facilities or areas in inventory	99 <sup>18</sup>	99 <sup>18</sup>	32 <sup>18</sup>	N/A	
Number of existing development inspections	51 <sup>19</sup>	40 <sup>20</sup>	27 <sup>20</sup>	N/A	
Number of follow-up inspections	22	10	3	N/A	
Number of violations	40	1	0	N/A	
Number of enforcement actions	2	9 <sup>21</sup>	4	N/A	
Number of escalated enforcement actions	40 <sup>22</sup>	1	0	N/A	

<sup>16</sup> *Municipal facilities number reported does not include MS4 structures or Special Events. See attached Table 12-5 for information on the Special Event inspections and Table 12-6 for Port's MS4 structures.*

<sup>17</sup> *The Port does not have residential areas.*

<sup>18</sup> *A full inventory can be found in the Port's 2024 JRMP document on the Port's website (<https://www.portofsandiego.org/environment/environmental-protection/stormwater>).*

<sup>19</sup> *In FY 2024, 100% of the high priority facilities were inspected. 33 facilities were inspected, 18 of these were inspected twice. Work order requests are submitted for municipal facilities and serve as the mechanism for enforcement actions. Table 12-4a contains inspection summary for all municipal facility inspections for FY 2024.*

<sup>20</sup> *In FY 2024, 100% of the high priority facilities were inspected. Table 12-4b contains inspection summary for all commercial and industrial facility inspections for FY 2024.*

<sup>21</sup> *Enforcement action indicates when a required corrective action is issued to improve stormwater compliance. Required corrective actions are issued with a specified completion date and will be elevated to a violation for non-compliance. Violations are not included in the overall number of enforcement actions reported in the JRMP Annual Report form. The one enforcement action for commercial facilities was related to documentation requirements for a low priority facility that did not get inspected.*

<sup>22</sup> *Escalated Enforcement is when a violation is for a WQIP priority pollutant BMP is missing. Escalated Enforcement results in an escalated work order for municipal facilities*

**VIII. PUBLIC EDUCATION AND PARTICIPATION**

Has the Copermittee implemented a public education program component that complies with Order No. R9-2013-0001? <i>See attached Tables 12-7 and 12-8 for supporting information for Port Education 2023-2024 program summary.</i>	<b>YES</b>
Has the Copermittee implemented a public participation program component that complies with Order No. R9-2013-0001? <i>See attached Table 12-9 for supporting information for Port Public Participation 2023-2024 program summary.</i>	<b>YES</b>

**IX. FISCAL ANALYSIS**

Has the Copermittee attached to this form a summary of its fiscal analysis that complies with Order No. R9-2013-0001? <i>See attached Tables 12-10 to 12-12 for supporting information for Section IX.</i>	<b>YES</b>
---	------------

**X. CERTIFICATION**

I, Duly Authorized Representative, certify under penalty of law that I have personally examined and am familiar with the information submitted in this document and all attachments and that, based on my inquiry of those individuals immediately responsible for obtaining the information, I believe that the information is true, accurate, and complete. I am aware that there are significant penalties for submitting false information, including the possibility of fine and imprisonment.


 _____ Signature Karen Holman _____ Print Name 619-725-6073 _____ Telephone Number	1/10/2025 _____ Date Director, Environmental Protection _____ Title kholman@portofsandiego.org _____ Email
---	--

Table 12-1: Illicit Connections and Illicit Discharges Investigations FY 2024

Location	Watershed	Investigation Date	Reporting Source	Responsible Party	Source of Discharge	Response <sup>2</sup>	Enforcement <sup>3</sup>	Discharge Eliminated	General Description
Hertz Rental Car 3202 North Harbor Dr San Diego, CA	908.21	9/25/2023	Contractor	Port Tenant	Missing BMP or BMP failure	Closed - No Further Action	N/A	Yes	Port staff investigated a report of an oil spill at this facility. The inspector found the spill had recently occurred and a spill kit and measures were deployed to prevent the spill from entering any storm drains. The oil was cleaned up promptly, however the facility was still in process of final cleanings when the incident was reported. The Port's investigation found the oil and stains were completely cleaned up and removed. No further actions were required.
H and M Sportfishing Landing 2803 Emerson Street San Diego, CA 92106	908.10	11/1/2023	HPD	Port Tenant	Missing BMP or BMP failure	Closed - No Further Action	N/A	Yes	Port staff arrived on-site and met with the owner of a vessel reported to have discharged oil. The boat owner informed Port staff that a deck-hand was cleaning oil filters onboard the vessel within a bucket that was knocked over, spilling the oil into the bilge of the vessel and subsequently discharged into the bay. The boat owner notified HPD and promptly deployed a spill kit and spill recovery measures. Oil was recovered via absorbent pads and rest of sheen naturally dissipated. USCG responded on-site and issued a Letter of Warning. No further actions was required.
Shelter Island Transient Dock 1403 Shelter Island Drive San Diego, CA 92016	908.10	11/2/2023	Public	Unknown	Illegal Dumping	Closed - No Further Action	N/A	Yes	Port staff was notified of a oil discharge at the Transient Vessel Dock. A light sheen was observed during the investigation due to a leaking container with oily waste on the dock. The waste oil container was removed, the dock was cleaned and absorbent pads were placed in the water. The sheen naturally dissipated. The investigation was unable to determine the owner of the oil waste container. All environmental notifications were made and no further actions were required.
1398 Cesar E. Chavez Parkway San Diego, CA 92101	908.22	11/14/2023	Public	Other Jurisdiction	Water main break	Referred to Other Jurisdiction	N/A	Yes	The water main line at 1398 Cesar E. Chavez Parkway ruptured and resulted in the discharge of approximately 10,000 gallons of potable water and sediment to the public roadway. The incident was referred to the City of San Diego. City staff repaired the broken water line and cleaned up the sediment and debris created by the line break. No further corrective actions were required.
SpringHill Suites San Diego 900 Bayfront Ct San Diego, CA 92101	908.21	11/15/2023	Other Jurisdiction	Port Tenant	Missing BMP or BMP failure	Enforcement Action	Written Warning	Yes	Port staff received a complaint from the City of San Diego regarding non-stormwater discharge from pressure washing of the sidewalks and patios around the hotel. Port Staff issued a written warning and were informed by the hotel management they would speak with the lot management company to ensure all discharges are eliminated and any wash water is recovered and BMPs put in-place. During follow-up investigations, no further incidences were observed. No further actions were required.

Table 12-1: Illicit Connections and Illicit Discharges Investigations FY 2024

Location	Watershed	Investigation Date	Reporting Source	Responsible Party	Source of Discharge	Response <sup>2</sup>	Enforcement <sup>3</sup>	Discharge Eliminated	General Description
Pier 32 Marina 3201 Marina Way National City, CA 91950	908.32	11/15/2023	Tenant	Public	Missing BMP or BMP failure	Closed - No Further Action	N/A	Yes	Port staff were notified of a fuel spill at Pier 32 Marina. There was a small amount of fuel reported to have discharged into the bay due to a cracked gasket from a marina tenant's vessel. The owner of the vessel promptly reported to the Marina and was actively deploying spill kits along with absorbent booms to contain fuel within the slip. As much fuel as possible was recovered via absorbent pads. All necessary environmental notifications were made. No further actions were required at this time.
Sport Fishing Landings San Diego, CA 92106	908.10	11/20/2023	Public	Port Tenant	Illegal Dumping	Enforcement Action	Written Warning	Yes	Port staff received a complaint from the public regarding potential illegal discharges from boaters at Point Loma Sportfishing, H & M Landing, and Fisherman's Landing. The potential illegal discharges included improper cleaning of bilges, processing fish on the docks and disposing of fish guts/heads in the bay, oil spills, and sewage spills. Port environmental and real estate staff investigated; however, no stormwater violations or illegal discharges were observed at the time of the inspection. Enforcement was given in the form of a written warning, requiring the facilities to ensure staff are properly trained on stormwater BMPs. Port staff completed multiple follow-up visits and investigations. No further actions were required.
750 N Harbor Drive 750 N Harbor Drive San Diego, CA 92101	908.21	12/21/2023	HPD	Unknown	Unknown	Closed - No Further Action	N/A	Yes	Port staff received notification of an oil spill within Tuna Harbor and investigated, however, were unable to identify a source. Harbor Police made all necessary notifications. Environmental staff dispatched a contracted hazardous waste & emergency response cleanup crew to clean the area and the Port's maritime department notified all nearby commercial fisherman of the spill, reminding them to maintain their vessels properly. A follow-up investigation was performed, and the sheen had dissipated and no further discharges were reported or observed. No further actions were required.
Coronado Grand Caribe Shoreline Park 598 Grand Caribe Cswy. Coronado, CA 92118	910.10	1/8/2024	Public	Municipal	Irrigation runoff	Escalated Enforcement Action	Escalated Work order/service request	Yes	Port staff was notified of a broken irrigation line within Grand Caribe Shoreline Park. The investigation found the irrigation line discharge along with tidal action created scouring along the beach. Port staff devised a plan to safely reinforce shoreline with gravel bags to prevent further erosion. The discharge was eliminated when the irrigation line was shut-off and repaired. No further actions were required.
Imperial Beach Municipal Pier & Portwood Plaza Foot of Evergreen Avenue Imperial Beach, CA 91932	910.10	1/12/2024	Other Jurisdiction	Municipal	Sewage	Escalated Enforcement Action	Escalated Work order/service request	Yes	General Services received notification of a leak from the Imperial Beach Lifeguard bathrooms. The investigation confirmed the leak discharged into the ocean. The bathroom was closed and repairs were completed, eliminating the discharge. No further action required.

Table 12-1: Illicit Connections and Illicit Discharges Investigations FY 2024

Location	Watershed	Investigation Date	Reporting Source	Responsible Party	Source of Discharge	Response <sup>2</sup>	Enforcement <sup>3</sup>	Discharge Eliminated	General Description
1398 Cesar E. Chavez Parkway San Diego, CA 92101	908.22	1/19/2024	Public	Other Jurisdiction	Water main break	Referred to Other Jurisdiction	N/A	Yes	A water main belonging to the City of San Diego, and located in the BNSF right of way, ruptured resulting in a discharge of sediment laden potable water to the roadways and storm drains entering the San Diego Bay. City of San Diego utilities department repaired the broken water line and cleaned up the street areas where sediment was deposited. All environmental notifications were made. No further actions were required.
400 Kettner Blvd San Diego, CA 92101	908.21	1/22/2024	Port Dept	Other Jurisdiction	Sewage	Referred to Other Jurisdiction	N/A	Yes	Port staff observed sewage discharging from sewer manhole located along walkway at Embarcadero Park North as result of the large quantities of rainfall during an extremely large storm event. The City of San Diego reported the pump station suffered electrical failure resulting in the backup and discharge of over 720,000 gallons. The immediate area was blocked off for public safety and the San Diego County Department of Environmental Health and Quality (County DEHQ) posted closure notifications at the beaches, fishing piers, and boat launches on north San Diego Bay. The City of San Diego performed follow-up sampling and monitoring until water quality conditions reached state bacteria standards. Once the pump station came back online and discharge stopped, clean-up crews arrived on-site to clean and disinfect walkways and parking lots in the surrounding area. All Environmental notifications were made. No further actions were required.
Sweetwater Channel 377 W 35th Street National City, CA 91950	908.32	1/22/2024	Other Jurisdiction	Other Jurisdiction	Sewage	Referred to Other Jurisdiction	N/A	Yes	The Port was notified by the City of San Diego of a sewer pump failure at 377 West 35th Street in National City that resulted in a direct discharge of an estimated 5,000 gallons of sewage to Sweetwater Channel. The City of San Diego and Port Harbor Police made all necessary notifications and ensured the discharge was eliminated. County DEHQ posted closure notifications for Sweetwater Channel and the beaches, piers, and boat launches at Pepper Park, Chula Vista Bayside & Bayfront Park, and Glorietta Bay. The City of San Diego performed follow-up sampling and monitoring until water quality conditions reached state bacteria standards. Port staff also performed follow-up monitoring of all affected beaches, piers, and boat launches within San Diego Bay and affected areas remained closed until water quality was restored. No further actions were required.
718 Bay Blvd 718 Bay Blvd Chula Vista, CA 91910	909.12	1/25/2024	Port Dept	Other Jurisdiction	Unknown	Referred to Other Jurisdiction	N/A	Yes	During routine wet weather outfall monitoring, Port staff observed an unknown discharge that was brown and murky in color flowing from the City of Chula Vista stormdrain channel just south of Chula Vista Marina View park into San Diego Bay. Port staff referred the incident to the City of Chula Vista who performed a follow-up investigation and was unable to identify the source. Port staff also performed a follow-up investigation, and the discharge appeared to have been eliminated. No further actions were required.

Table 12-1: Illicit Connections and Illicit Discharges Investigations FY 2024

Location	Watershed	Investigation Date	Reporting Source	Responsible Party	Source of Discharge	Response <sup>2</sup>	Enforcement <sup>3</sup>	Discharge Eliminated	General Description
400 Kettner Blvd San Diego, CA 92101	908.21	2/6/2024	Other Jurisdiction	Other Jurisdiction	Sewage	Referred to Other Jurisdiction	N/A	Yes	Port Staff was notified of a sewage discharge from a manhole at Embarcadero Park North belonging to the City of Coronado. This is the same manhole that overflowed during the significant rain event on 1/22/2024. As with the previous incident, during the 2/6/2024 storm event, the pump station lost power and became overwhelmed discharging over 10,000 gallons. City of San Diego and City of Coronado responded and began cleanup measures, including power washing and disinfecting the immediate area. The City of San Diego performed follow-up sampling and monitoring until water quality conditions reached state bacteria standards. All environmental notifications were made. The manhole was reinforced and sealed and no other discharge events have occurred. No further actions were required.
887 San Antonio Place San Diego, CA 92106	908.10	2/23/2024	Public	Public	Illicit Connection	Enforcement Action	Written Warning	Yes	A public complaint was submitted through the Port's 311 service portal describing a discharge along La Playa Trail and beach. Port staff arrived on-site and observed a discharge from an outfall pipe connected to a residence located off of tidelands property. Port Staff issued a letter to the homeowner to eliminate all illicit discharges. Follow-up investigations did not show further discharges. No further action were required.
1995 Bay Front Street San Diego, CA 92113	908.22	3/25/2024	Tenant	Other Jurisdiction	Water main break	Referred to Other Jurisdiction	N/A	Yes	Port staff received notification of a water main break along BNSF rail road tracks. This is same City of San Diego water main line that ruptured earlier in the year. The investigation found the majority of the adjacent shipyard was overwhelmed with flood water resulting in the discharge of sediment laden water over the facility's perimeter berms. Discharge was eliminated and emergency repairs made. All environmental notifications were made. No further actions were required.
1995 Bay Front St 1995 Bay Front St San Diego, CA 92113	908.21	3/28/2024	Tenant	Other Jurisdiction	Water main break	Referred to Other Jurisdiction	N/A	Yes	A Port tenant notified Port Environmental Protection staff of an active discharge originating from pipes underneath the Coronado Bridge near 1995 Bay Front St. An estimated 50 gallons of water was reported to have discharged onto the tenant's property and into San Diego Bay. Port staff referred the incident to the California Department of Transportation (Caltrans) who investigated and eliminated the discharge immediately. Port staff performed an investigation that same day and confirmed that the discharge had been eliminated. No further action required.
G Street Mole Tuna Lane at the Foot of G Street San Diego, CA 92101	908.21	4/8/2024	Port Dept	Public	Missing BMP or BMP failure	Escalated Enforcement Action	Administrative Citation	Yes	Port staff observed evidence of commercial vessel maintenance activities without proper BMP implementation. Evidence of grinding and chipping activities on the vessel were observed on the pier. Port staff directed that all debris should be cleaned from the pier and work stopped until BMPs were satisfactory in place. A citation was issued to the vessel owner. No further action were required.

Table 12-1: Illicit Connections and Illicit Discharges Investigations FY 2024

Location	Watershed	Investigation Date	Reporting Source	Responsible Party	Source of Discharge	Response <sup>2</sup>	Enforcement <sup>3</sup>	Discharge Eliminated	General Description
National Oceanographic & Atmospheric Administration (NOAA) 1839 Water St San Diego, CA 92101	908.22	5/3/2024	Contractor	Port Tenant	Potable Water	Enforcement Action	Written Warning	Yes	During a routine facility stormwater inspection it was discovered that an outdoor shower head was leaking potable water to the ground surface. Investigation confirmed that the leaking shower head needed to be replaced or plugged. The tenant decided to plug the leaking line. A written warning and corrective actions were issued to the facility. All repairs were made. No further actions were required.
The Tin Fish Restaurant The Tin Fish Restaurant Imperial Beach, CA	910.10	5/13/2024	Other Jurisdiction	Port Tenant	Missing BMP or BMP failure	Enforcement Action	Written Warning	Yes	Port staff were notified of an oil/grease spill located within a trash enclosure on Pier Plaza in Imperial Beach. The source of the spill was due to improper storage of waste materials from a tenant who utilizes the enclosure. The spill did not discharge into the stormwater conveyance system or the bay. City of Imperial Beach staff cleaned the oil/grease immediately and the discharge was eliminated. A written warning was issued to the tenant and an additional facility inspection was performed by the Port to ensure proper waste storage and disposal practices are utilized. No further corrective actions were required.
Chula Vista Bayside Park 999 Bayside Parkway San Diego, CA 91910	909.12	5/14/2024	Env. Dept. Monitoring	Municipal	Missing BMP or BMP failure	Escalated Enforcement Action	Escalated Work order/service request	Yes	During routine MS4 inspections, Port staff observed wash water from the Chula Vista Bayside Park footwash station discharging into a nearby stormdrain. The footwash was not active at the time of investigation; however, it appeared that the small floor drain within the footwash enclosure was not draining properly. A service request was submitted to clean the floor drain and stormdrain to ensure proper drainage and prevent future non-stormwater discharges. Both the floor drain and stormdrain were cleaned and in working order by the time of the follow-up inspection with no observed discharges. No further corrective actions were required.
Coronado Island Marriott Resort 2000 Second Street Coronado, CA 92118	910.10	5/29/2024	Contractor	Port Tenant	Irrigation runoff	Enforcement Action	Written Warning	Yes	During a routine stormwater inspection, the discharge of irrigation water to the curb and gutter at the facility was observed. Water appeared to only enter the curb and not the storm drain. A written warning for over irrigation was issued. The discharge was eliminated and the facility provided documentation that their irrigation system was adjusted to eliminate any further discharge. No further actions were required.
1407 Shelter Island Drive San Diego, CA 92106	908.10	6/6/2024	Port Dept	Contractor	Missing BMP or BMP failure	Escalated Enforcement Action	Administrative Citation	Yes	Port staff received notification of a possible discharge near Shelter Island Guest Docks. Painters were observed power washing the ground to remove paint which then entered the nearby storm drain. During the investigation, painters explained they were cleaning up some paint that spilled and had a shop vac onsite to collect the wash water. However, it was observed that some wash water still made its way into a nearby storm drain. Painters were notified to stop pressure washing and cleanup the paint and washwater. The discharge was eliminated and an Administrative Citation was issued. No further actions were required.



Table 12-1: Illicit Connections and Illicit Discharges Investigations FY 2024

Location	Watershed	Investigation Date	Reporting Source	Responsible Party	Source of Discharge	Response <sup>2</sup>	Enforcement <sup>3</sup>	Discharge Eliminated	General Description
La Playa Beach La Playa Beach San Diego, CA 92106	908.10	6/18/2024	Public	Unknown	Unknown	Closed - No Further Action	N/A	Yes	Port staff received a notification of an unknown discharge along the La Playa Trail shoreline that appeared to be white, foamy with no odor. Environmental Protection staff performed an investigation along the La Playa shoreline and could not identify any active sources of non-stormwater discharge. All stormwater conveyance lines along the La Playa shoreline trail were dry and no evidence of non-stormwater discharges were found offshore or within the upstream neighborhoods. No further corrective actions were required.

**MS4: Municipal Separate Storm Sewer System**

**<sup>1</sup>Reporting Source:**

Public: A member of the public not associated with the Port  
 Contractor: A business operating within the Port’s jurisdiction on behalf of the Port of San Diego or a Port Tenant.  
 Harbor Police Department: Port Harbor Police Department (HPD).  
 Port Department: Port staff not in the Port’s Environmental Protection Department (EP).  
 Env. Dept. Monitoring: Port EP staff conducting water quality monitoring or inspection activities.  
 Other Jurisdiction: A staff person from another jurisdiction or regulatory agency.  
 Tenant: A Port of San Diego tenant or subtenant operating.

**<sup>2</sup>Response:**

Unjustified: Investigation reveals that the complaint does not involve a spill or release of pollutants which have the ability to reach the MS4 or threaten receiving water quality or based on follow-up investigation an illegal discharge is not identified.  
Referred to Other Jurisdiction: Incident occurred outside of Port jurisdictional boundaries or authority and is forwarded to another agency for proper resolution  
Closed - No Further Action: Incident may involve the release of pollutants which do not enter the MS4 or threaten receiving water quality and are cleaned properly by a responsible party or may not have the ability to require enforcement actions due to a lack of an identifiable responsible party.  
Ongoing: Investigation and/or enforcement actions are ongoing as of the time of this report.  
Enforcement Action: Incident involves a spill or release of pollutants from a known source which have the ability to enter the MS4 and/or receiving water and Port enforcement procedures are triggered.

**<sup>3</sup>Enforcement:**


Routine Work Order: For municipal investigations where a corrective action is needed but there is not an imminent threat to water quality.  
Escalated Work Order: For municipal investigations where immediate action is needed to protect or stop a discharge into the MS4.  
Written Warning: For investigations where a corrective action is needed but there is not an imminent threat to water quality.  
Administrative Citation: Issued for BMP violations and illegal discharges.  
Fine: Issued along with Administrative Citations for BMP violations and illegal discharges based on the severity of the incident.  
N/A: For investigations where there were no enforcement actions have been given.

**Table 12-2a Municipal High Priority PDP BMPs**

Facility	Project Name	Component	Watershed	Treatment Control BMP	BMP ID	Priority <sup>1</sup>	Port Inspection Date	Port BMP Inspection Results <sup>2</sup>	Follow-up Action
Tenth Avenue Marine Terminal	TAMT Railroad Track and Pavement Improvements	Municipal	908.22	Drain Inlet Inserts	105	High	6/7/2024	BMPs appeared properly maintained	No corrective action required
			908.22	Drain Inlet Inserts	107	High	6/7/2024	BMPs appeared properly maintained	No corrective action required
	TAMT TIGER Grant - Transit Shed 1 demo	Municipal	908.22	High Rate Biofilters	1365	High	6/7/2024	Mud and sediment accumulated from previous ICID water line break and subsequent major rain fall during the January floods. All sediment and mud needs to be removed and filter media replaced. Escalated work order issued.	7/15/2024 - The chamber was vacuumed to remove debris and the filter media was replaced. No further action is required.
			908.22	High Rate Biofilters	1366	High	6/7/2024	Mud and sediment accumulated from previous ICID water line break and subsequent major rain fall during the January floods. All sediment and mud needs to be removed and filter media replaced. Escalated work order issued.	7/15/2024 - The chamber was vacuumed to remove debris and the filter media was replaced. No further action is required.
			908.22	High Rate Biofilters	1367	High	6/7/2024	Mud and sediment accumulated from previous ICID water line break and subsequent major rain fall during the January floods. All sediment and mud needs to be removed and filter media replaced. Escalated work order issued.	7/15/2024 - The chamber was vacuumed to remove debris and the filter media was replaced. No further action is required.
			908.22	High Rate Biofilters	1368	High	6/7/2024	Mud and sediment accumulated from previous ICID water line break and subsequent major rain fall during the January floods. All sediment and mud needs to be removed and filter media replaced. Escalated work order issued.	7/15/2024 - The chamber was vacuumed to remove debris and the filter media was replaced. No further action is required.
			908.22	High Rate Biofilters	1369	High	6/7/2024	Mud and sediment accumulated from previous ICID water line break and subsequent major rain fall during the January floods. All sediment and mud needs to be removed and filter media replaced. Escalated work order issued.	7/15/2024 - The chamber was vacuumed to remove debris and the filter media was replaced. No further action is required.
			908.22	High Rate Biofilters	1370	High	6/7/2024	Mud and sediment accumulated from previous ICID water line break and subsequent major rain fall during the January floods. All sediment and mud needs to be removed and filter media replaced. Escalated work order issued.	7/15/2024 - The chamber was vacuumed to remove debris and the filter media was replaced. No further action is required.
			908.22	High Rate Biofilters	1371	High	6/7/2024	Mud and sediment accumulated from previous ICID water line break and subsequent major rain fall during the January floods. All sediment and mud needs to be removed and filter media replaced. Escalated work order issued.	7/15/2024 - The chamber was vacuumed to remove debris and the filter media was replaced. No further action is required.
			908.22	High Rate Biofilters	1372	High	6/7/2024	Mud and sediment accumulated from previous ICID water line break and subsequent major rain fall during the January floods. All sediment and mud needs to be removed and filter media replaced. Escalated work order issued.	7/15/2024 - The chamber was vacuumed to remove debris and the filter media was replaced. No further action is required.

			908.22	High Rate Biotfilters	1373	High	6/7/2024	Mud and sediment accumulated from previous ICID water line break and subsequent major rain fall during the January floods. All sediment and mud needs to be removed and filter media replaced. Escalated work order issued.	7/15/2024 - The chamber was vacuumed to remove debris and the filter media was replaced. No further action is required.	
			908.22	High Rate Biotfilters	1374	High	6/7/2024	Mud and sediment accumulated from previous ICID water line break and subsequent major rain fall during the January floods. All sediment and mud needs to be removed and filter media replaced. Escalated work order issued.	7/15/2024 - The chamber was vacuumed to remove debris and the filter media was replaced. No further action is required.	
			908.22	High Rate Biotfilters	1375	High	6/7/2024	Mud and sediment accumulated from previous ICID water line break and subsequent major rain fall during the January floods. All sediment and mud needs to be removed and filter media replaced. Escalated work order issued.	7/15/2024 - The chamber was vacuumed to remove debris and the filter media was replaced. No further action is required.	
			908.22	High Rate Biotfilters	1376	High	6/7/2024	This unit is offline and observed to be in good condition.	No corrective action required	
	TAMT Demolish Bay 'D' and Headhouse 1 of Transit Shed 1	Municipal	908.22	High Rate Media Filter	160	High	6/7/2024	BMPs appeared properly maintained	No corrective action required	
	TAMT Railroad Track and Pavement Improvements	Municipal	908.22	Hydrodynamic Devices	103	High	6/7/2024	BMPs appeared properly maintained	No corrective action required	
			908.22	Hydrodynamic Devices	104	High	6/7/2024	BMPs appeared properly maintained	No corrective action required	
	TAMT North Gate Improvements	Municipal	908.22	Infiltration Facilities or Practices	158	High	6/7/2024	BMPs appeared properly maintained	No corrective action required	
			908.22	Infiltration Facilities or Practices	223	High	6/7/2024	BMPs appeared properly maintained	No corrective action required	
			908.22	Infiltration Facilities or Practices	224	High	6/7/2024	Oil stain present on pervious pavement that will require further cleaning. An enforcement action (a routine work order) was issued.	7/15/2024 - The pavement was properly cleaned and maintained. No further action is required.	
	Water Street	32nd Street and Water Street Pavement Repairs	Municipal	908.22	Infiltration Facilities or Practices	132	High	6/11/2024	BMPs appeared properly maintained	No corrective action required
				908.22	Infiltration Facilities or Practices	186	High	6/11/2024	BMPs appeared properly maintained	No corrective action required

National City Marine Terminal - PDP BMPs	NCMT Pavement Maintenance	Municipal	908.32	Drain Inlet Inserts	235	High	6/12/2024	BMPs appeared properly maintained	No corrective action required
			908.32	Drain Inlet Inserts	236	High	6/12/2024	Basket appears ripped and requiring replacement. Escalated work order issued.	7/8/2024 - The basket was replaced. No further action required.
			908.32	Drain Inlet Inserts	237	High	6/12/2024	BMPs appeared properly maintained	No corrective action required
			908.32	Drain Inlet Inserts	238	High	6/12/2024	BMPs appeared properly maintained	No corrective action required
			908.32	Drain Inlet Inserts	239	High	6/12/2024	Basket appears ripped and requiring replacement. Escalated work order issued.	7/8/2024 - The basket was replaced. No further action required.
			908.32	Drain Inlet Inserts	240	High	6/12/2024	BMPs appeared properly maintained	No corrective action required
			908.32	Infiltration Facilities or Practices	108	High	6/12/2024	BMPs appeared properly maintained	No corrective action required
			908.32	Infiltration Facilities or Practices	232	High	6/12/2024	BMPs appeared properly maintained	No corrective action required
			908.32	Infiltration Facilities or Practices	233	High	6/12/2024	BMPs appeared properly maintained	No corrective action required
			908.32	Infiltration Facilities or Practices	234	High	6/12/2024	BMPs appeared properly maintained	No corrective action required
	NCMT Berth 24-10 Structural and Mooring Repairs	Municipal	908.32	High Rate Biofilters	340	High	6/12/2024	BMPs appeared properly maintained	No corrective action required
			908.32	High Rate Biofilters	341	High	6/12/2024	BMPs appeared properly maintained	No corrective action required
			908.32	Settling Basin	1380	High	6/12/2024	BMPs appeared properly maintained	No corrective action required
	Embarcadero Marina Park, South	San Diego Symphony Bayside Performance Park	Municipal	908.21	Drain Inlet Inserts	1393	High	6/17/2024	BMPs appeared properly maintained
908.21				Drain Inlet Inserts	1394	High	6/17/2024	BMPs appeared properly maintained	No corrective action required
908.21				Drain Inlet Inserts	1395	High	6/17/2024	BMPs appeared properly maintained	No corrective action required
908.21				Drain Inlet Inserts	1396	High	6/17/2024	BMPs appeared properly maintained	No corrective action required
908.21				Drain Inlet Inserts	1398	High	6/17/2024	BMPs appeared properly maintained	No corrective action required
908.21				High Rate Biofilters	1391	High	6/17/2024	BMPs appeared properly maintained	No corrective action required
908.21				High Rate Biofilters	1392	High	6/17/2024	BMP observed with accumulation of trash and debris that appears to require further cleaning. An enforcement action (a routine work order) was issued.	The BMP was properly cleaned and maintained. No further action is required.
					<b>Total</b>	<b>42</b>			

<sup>1</sup> The Port's prioritization of PDP BMPs is outlined in Chapter 4 of the Port JRMP and follows the Municipal Permit requirements. Low priority municipal PDP BMPs are inspected and maintained per BMP manufacturer recommendations by the Port's General Services Department. 

<sup>2</sup> Municipal facilities received enforcement via a work order or escalated work order.

Table 12-2b Industrial/Commercial High Priority PDP BMPs

Facility	Project Name	Component	Watershed	Treatment Control BMP	BMP ID	Priority <sup>1</sup>	Port Inspection Date	Port BMP Inspection Results <sup>2</sup>	Follow-up Action
Pier 32 Marina	Pier 32 Marina	Commercial	908.32	High Rate Biofilters	41	High	5/2/2024	BMPs appeared properly maintained	No corrective action required
				Hydrodynamic Devices	40	High	5/2/2024	BMPs appeared properly maintained	No corrective action required
				Hydrodynamic Devices	291	High	5/2/2024	BMPs appeared properly maintained	No corrective action required
Best Western Island Palms Hotel	Hilton Garden Inn (HGI) - Shelter Island	Commercial	908.1	Hydrodynamic Devices	35	High	5/22/2024	BMPs appeared properly maintained	No corrective action required
			908.1	Infiltration Facilities or Practices	277	High	5/22/2024	BMPs appeared properly maintained	No corrective action required
			908.1	Infiltration Facilities or Practices	322	High	5/22/2024	BMPs appeared properly maintained	No corrective action required
Point Loma Seafoods	Point Loma Seafoods Restaurant Renovations	Commercial	908.1	Infiltration Facilities or Practices	61	High	5/22/2024	BMPs appeared properly maintained	No corrective action required
		Commercial	908.1	Infiltration Facilities or Practices	62	High	5/22/2024	BMPs appeared properly maintained	No corrective action required
		Commercial	908.1	Infiltration Facilities or Practices	63	High	5/22/2024	BMPs appeared properly maintained	No corrective action required
		Commercial	908.1	Infiltration Facilities or Practices	64	High	5/22/2024	BMPs appeared properly maintained	No corrective action required
		Commercial	908.1	Infiltration Facilities or Practices	294	High	5/22/2024	BMPs appeared properly maintained	No corrective action required
		Commercial	908.1	Infiltration Facilities or Practices	295	High	5/22/2024	BMPs appeared properly maintained	No corrective action required
		Commercial	908.1	Infiltration Facilities or Practices	296	High	5/22/2024	BMPs appeared properly maintained	No corrective action required
		Commercial	908.1	Infiltration Facilities or Practices	297	High	5/22/2024	BMPs appeared properly maintained	No corrective action required
Fisherman's Landing	Fisherman's Landing	Commercial	908.1	Infiltration Facilities or Practices	42	High	5/23/2024	BMPs appeared properly maintained	No corrective action required
		Commercial	908.1	Infiltration Facilities or Practices	59	High	5/23/2024	BMP observed in poor condition. During water filtration test, pooling was observed. Facility will further clean and re-test. Enforcement action issued.	5/30/2024 - Pervious pavement further cleaned and conditions observed improved. Water successfully infiltrated. No further action is required.
Hertz Rental Car	Hertz (Dollar Thrifty) Temporary Relocation	Commercial	908.21	High Rate Media Filter	135	High	5/30/2024	BMPs appeared properly maintained	No corrective action required
			908.21	High Rate Media Filter	137	High	5/30/2024	BMPs appeared properly maintained	No corrective action required
			908.21	High Rate Media Filter	138	High	5/30/2024	BMPs appeared properly maintained	No corrective action required
			908.21	High Rate Media Filter	139	High	5/30/2024	BMPs appeared properly maintained	No corrective action required
Headquarters at Seaport Village	Seaport Village Expansion (Old Police Headquarters)	Commercial	908.21	Bioretention Facility	315	High	5/31/2024	BMPs appeared properly maintained	No corrective action required
			908.21	Bioretention Facility	316	High	5/31/2024	BMPs appeared properly maintained	No corrective action required
			908.21	Bioretention Facility	317	High	5/31/2024	BMPs appeared properly maintained	No corrective action required
			908.21	Bioretention Facility	318	High	5/31/2024	BMPs appeared properly maintained	No corrective action required
			908.21	Drain Inlet Inserts	153	High	5/31/2024	BMPs appeared properly maintained	No corrective action required
			908.21	Drain Inlet Inserts	154	High	5/31/2024	BMPs appeared properly maintained	No corrective action required
			908.21	Drain Inlet Inserts	155	High	5/31/2024	BMPs appeared properly maintained	No corrective action required
			908.21	Drain Inlet Inserts	156	High	5/31/2024	BMPs appeared properly maintained	No corrective action required
			908.21	Drain Inlet Inserts	157	High	5/31/2024	BMPs appeared properly maintained	No corrective action required
			908.21	Drain Inlet Inserts	313	High	5/31/2024	BMPs appeared properly maintained	No corrective action required
			908.21	Drain Inlet Inserts	314	High	5/31/2024	BMPs appeared properly maintained	No corrective action required
			908.21	Drain Inlet Inserts	1382	High	5/31/2024	BMPs appeared properly maintained	No corrective action required
			908.21	Drain Inlet Inserts	1383	High	5/31/2024	BMPs appeared properly maintained	No corrective action required
			908.21	Drain Inlet Inserts	1384	High	5/31/2024	BMPs appeared properly maintained	No corrective action required
			908.21	Drain Inlet Inserts	1385	High	5/31/2024	BMPs appeared properly maintained	No corrective action required
			908.21	Drain Inlet Inserts	1386	High	5/31/2024	BMPs appeared properly maintained	No corrective action required
			908.21	Infiltration Facilities or Practices	1387	High	5/31/2024	BMPs appeared properly maintained	No corrective action required
			908.21	Infiltration Facilities or Practices	1388	High	5/31/2024	BMPs appeared properly maintained	No corrective action required
Holiday Inn San Diego Bayside	Holiday Inn - San Diego Bayside	Commercial	908.1	Bioretention Facility	106	High	5/31/2024	BMPs appeared properly maintained	No corrective action required
			908.1	Bioretention Facility	146	High	5/31/2024	BMPs appeared properly maintained	No corrective action required
			908.1	Drain Inlet Inserts	149	High	5/31/2024	BMPs appeared properly maintained	No corrective action required
			908.1	Drain Inlet Inserts	283	High	5/31/2024	BMPs appeared properly maintained	No corrective action required
			908.1	Drain Inlet Inserts	284	High	5/31/2024	BMPs appeared properly maintained	No corrective action required
			908.1	Drain Inlet Inserts	285	High	5/31/2024	BMPs appeared properly maintained	No corrective action required
			908.1	Drain Inlet Inserts	286	High	5/31/2024	BMPs appeared properly maintained	No corrective action required
			908.1	Drain Inlet Inserts	287	High	5/31/2024	BMPs appeared properly maintained	No corrective action required
			908.1	Hydrodynamic Devices	148	High	5/31/2024	BMPs appeared properly maintained	No corrective action required
			908.1	Infiltration Facilities or Practices	147	High	5/31/2024	BMPs appeared properly maintained	No corrective action required
			908.1	Infiltration Facilities or Practices	281	High	5/31/2024	BMPs appeared properly maintained	No corrective action required

			908.1	Infiltration Facilities or Practices	282	High	5/31/2024	BMPs appeared properly maintained	No corrective action required
Coasterra	880 Harbor Island Restaurant (Coasterra)	Commercial	908.21	High Rate Biofilters	142	High	6/3/2024	BMPs appeared properly maintained	No corrective action required
			908.21	High Rate Biofilters	144	High	6/3/2024	BMPs appeared properly maintained	No corrective action required
			908.21	High Rate Biofilters	145	High	6/3/2024	BMPs appeared properly maintained	No corrective action required
			908.21	High Rate Media Filter	143	High	6/3/2024	BMPs appeared properly maintained	No corrective action required
Silver Gate Yacht Club	Silver Gate Yacht Club 2012	Commercial	908.1	Drain Inlet Inserts	112	High	6/4/2024	BMPs appeared properly maintained	No corrective action required
			908.1	Drain Inlet Inserts	323	High	6/4/2024	BMPs appeared properly maintained	No corrective action required
			908.1	Drain Inlet Inserts	324	High	6/4/2024	BMPs appeared properly maintained	No corrective action required
			908.1	Drain Inlet Inserts	325	High	6/4/2024	BMPs appeared properly maintained	No corrective action required
			908.1	Drain Inlet Inserts	326	High	6/4/2024	BMPs appeared properly maintained	No corrective action required
			908.1	Drain Inlet Inserts	327	High	6/4/2024	BMPs appeared properly maintained	No corrective action required
			908.1	Drain Inlet Inserts	328	High	6/4/2024	BMPs appeared properly maintained	No corrective action required
			908.1	Drain Inlet Inserts	329	High	6/4/2024	BMPs appeared properly maintained	No corrective action required
			908.1	Drain Inlet Inserts	330	High	6/4/2024	BMPs appeared properly maintained	No corrective action required
			908.1	Drain Inlet Inserts	331	High	6/4/2024	BMPs appeared properly maintained	No corrective action required
			908.1	Drain Inlet Inserts	332	High	6/4/2024	BMPs appeared properly maintained	No corrective action required
			908.1	Drain Inlet Inserts	333	High	6/4/2024	BMPs appeared properly maintained	No corrective action required
			908.1	Drain Inlet Inserts	334	High	6/4/2024	BMPs appeared properly maintained	No corrective action required
			908.1	Drain Inlet Inserts	335	High	6/4/2024	BMPs appeared properly maintained	No corrective action required
			908.1	Drain Inlet Inserts	336	High	6/4/2024	BMPs appeared properly maintained	No corrective action required
908.1	Infiltration Facilities or Practices	111	High	6/4/2024	BMPs appeared properly maintained	No corrective action required			
Airport Shuttle Bus Parking Lot	Airport Rental Car Center Shuttle Parking	Commercial	908.21	Bioretention Facility	1402	High	6/4/2024	BMPs appeared properly maintained	No corrective action required
			908.21	Bioretention Facility	1403	High	6/4/2024	BMPs appeared properly maintained	No corrective action required
Tom Ham's Lighthouse	Tom Ham's Lighthouse Renovations	Commercial	908.21	Bioretention Facility	159	High	6/4/2024	BMPs appeared properly maintained	No corrective action required
Solar Turbines Incorporated	Solar Turbines South Parking Lot Expansion	Industrial	908.21	Infiltration Facilities or Practices	34	High	6/5/2024	BMPs appeared properly maintained	No corrective action required
			908.21	Infiltration Facilities or Practices	58	High	6/5/2024	BMPs appeared properly maintained	No corrective action required
San Diego Marriott Marquis and Marina	San Diego Marriott Pool/Hall Renovation	Commercial	908.21	Bioretention Facility	65	High	6/5/2024	BMPs appeared properly maintained	No corrective action required
			908.21	Bioretention Facility	66	High	6/5/2024	BMPs appeared properly maintained	No corrective action required
			908.21	Bioretention Facility	67	High	6/5/2024	BMPs appeared properly maintained	No corrective action required
			908.21	Bioretention Facility	69	High	6/5/2024	BMPs appeared properly maintained	No corrective action required
Sun Harbor Marina	Sun Harbor Marina	Commercial	908.1	Drain Inlet Inserts	56	High	6/6/2024	BMPs appeared properly maintained	No corrective action required
			908.1	Drain Inlet Inserts	57	High	6/6/2024	BMPs appeared properly maintained	No corrective action required
Kona Kai Resort	Kona Kai Resort Renovations 2014	Commercial	908.1	Drain Inlet Inserts	133	High	6/6/2024	BMPs appeared properly maintained	No corrective action required
			908.1	Drain Inlet Inserts	288	High	6/6/2024	BMPs appeared properly maintained	No corrective action required
			908.1	Drain Inlet Inserts	289	High	6/6/2024	BMPs appeared properly maintained	No corrective action required
			908.1	Drain Inlet Inserts	290	High	6/6/2024	BMPs appeared properly maintained	No corrective action required
			908.1	Drain Inlet Inserts	1345	High	6/6/2024	BMPs appeared properly maintained	No corrective action required
	Kona Kai Expansion Jan 2017	Commercial	908.1	High Rate Biofilters	1350	High	6/6/2024	BMPs appeared properly maintained	No corrective action required
			908.1	High Rate Biofilters	1357	High	6/6/2024	BMPs appeared properly maintained	No corrective action required
			908.1	High Rate Biofilters	1358	High	6/6/2024	BMPs appeared properly maintained	No corrective action required
			908.1	High Rate Biofilters	1359	High	6/6/2024	BMPs appeared properly maintained	No corrective action required
			908.1	High Rate Biofilters	1360	High	6/6/2024	BMPs appeared properly maintained	No corrective action required
			908.1	High Rate Biofilters	1361	High	6/6/2024	BMPs appeared properly maintained	No corrective action required
Ketch Grill & Taps	Ketch Grill & Taps	Commercial	908.1	High Rate Biofilters	1347	High	6/10/2024	BMPs appeared properly maintained	No corrective action required
			908.1	High Rate Biofilters	1348	High	6/10/2024	BMPs appeared properly maintained	No corrective action required
			908.1	High Rate Biofilters	1349	High	6/10/2024	BMPs appeared properly maintained	No corrective action required
Koehler Kraft Company, Inc.	Koehler Kraft Boatyard Redevelopment	Industrial	908.1	Infiltration Facilities or Practices	95	High	6/14/2024	BMPs appeared properly maintained	No corrective action required
Humphrey's Half Moon Inn and Suites	Humphrey's Restaurant Parking Improvement 2018	Commercial	908.1	High Rate Media Filter	1346	High	6/18/2024	BMPs appeared properly maintained	No corrective action required
SpringHill Suites San Diego	SpringHill Suites Construction	Commercial	908.21	Bioretention Facility	198	High	6/18/2024	BMPs appeared properly maintained	No corrective action required
			908.21	Bioretention Facility	200	High	6/18/2024	BMPs appeared properly maintained	No corrective action required
			908.21	Bioretention Facility	201	High	6/18/2024	BMPs appeared properly maintained	No corrective action required
			908.21	High Rate Media Filter	199	High	6/18/2024	BMPs appeared properly maintained	No corrective action required
						<b>Total</b>	<b>103</b>		

1 The Port's prioritization of PDP BMPs is outlined in Chapter 4 of the Port JRMP and follows the Municipal Permit requirements. All High priority PDP BMPs receive a visual inspection prior to the start of the rainy season. All PDP BMPs, regardless of priority ("High" or "Low") are required to submit an annual VIMF prior to the end of the reporting year, in compliance with the Municipal Permit.

2 Facilities receive escalated enforcement and a violation when PDP BMPs are observed to be missing or requiring replacement. Facilities receive enforcement action when PDP BMPs required minor maintenance. If a required corrective action is not completed within a Port specified time frame the facility receives a violation.

Table 12-3: Construction Inspections Conducted in FY 2024

Project Name	Priority	Watershed	>1 Acre	WDID	Weeks of Active Construction in Wet Season	Wet Season Inspections	Dry Season Inspections	Follow-up Inspections Conducted <sup>1</sup>	Violations <sup>2</sup>	Enforcement Action <sup>3</sup>	Escalated Enforcement <sup>4</sup>	Active, Inactive, or Completed (As of June 30, 2024)
2023-072 Demolition and Replacement of a Retaining Wall at the Coronado Island Marriott	Low	910.10	No		21	9	0	1	0	3	0	Complete
2023-118 Coral Tree Replacement Plan	Low	908.21	No		0	0	2	0	0	0	0	Active
2023-121 11 Sandpiper Strand Dock Repair	High	910.10	No		0	1	0	0	0	0	0	Complete
Airport Project Management Office Trailer Complex (PMC)	High	908.21	Yes	N/A	30	14	5	0	0	0	0	Active
Chula Vista Bayfront Phase 1A	High	909.12	Yes	9 37C397329	30	14	11	1	0	2	0	Active
Continental Maritime Shipyard Facility Improvement Project	High	908.22	No		13	4	1	0	0	0	0	Inactive
Crowley Electric Tugboat Charging Station and Shore Power Infrastructure	Low	908.22	No		16	8	1	0	0	0	0	Complete
Curtain Wall Repairs and Backfilling at B Street Pier	High	908.21	Yes	9 37C397554	30	12	7	1	0	4	0	Active
Demo of Suite C6A-AB and repair of suite C6-AB at Seaport Village	Low	908.21	No		0	0	1	1	0	1	0	Active
EC-0023-01 Harbor Drive Landscape Improvements	Medium	908.21	Yes	9 37C402258	0	0	3	1	0	1	0	Active
Electrical Improvements Phase 3 at Tenth Avenue Marine Terminal	Low	908.22	No		17	3	3	0	0	0	0	Complete
Harbor Drive Trunk Sewer Replacement Project	Low	908.21	No		0	0	1	0	0	0	0	Active
Imperial Beach Pier Enhancements Phase 2	High	908.10	No		0	0	3	1	0	2	0	Complete
Installation of Cathodic Protection Anode Wells by BAE Systems	Low	908.22	No		6	2	0	0	0	0	0	Complete
IQHQ - Formerly Manchester Pacific Gateway Phase 2 - Construction	High	908.10	Yes	937C378226	30	16	10	11	0	17	0	Active
Landscape Restoration - Cesar Chavez	High	908.22	Yes	9 37C400512	13	6	4	0	0	0	0	Complete
Malibu Farms Tenant Upgrades Seaport Village	Low	908.21	No	N/A	0	0	3	0	0	0	0	Complete
Otay River Estuary Restoration Project	High	910.20	Yes	9 37C398737	17	6	0	1	0	2	0	Inactive
Parking Lot at Living Coast Discovery Center	High	909.12	Yes	9 37C400034	0	0	2	0	0	0	0	Complete
Seaport Village Tree Root Repair	Low	908.21	No		0	0	1	0	0	0	0	Complete
Shore Power Installation at NCMT for Berths 24-10/11	High	908.32	No		0	0	2	0	0	0	0	Active
Structural Pile Repairs to Navy Pier	High	908.21	No		16	7	3	0	0	0	0	Complete

Table 12-3: Construction Inspections Conducted in FY 2024

Project Name	Priority	Watershed	>1 Acre	WDID	Weeks of Active Construction in Wet Season	Wet Season Inspections	Dry Season Inspections	Follow-up Inspections Conducted <sup>1</sup>	Violations <sup>2</sup>	Enforcement Action <sup>3</sup>	Escalated Enforcement <sup>4</sup>	Active, Inactive, or Completed (As of June 30, 2024)
Sunroad Landscape, Lighting and Public Access Project	High	908.21	No		15	7	0	1	2	3	2	Complete
Sweetwater Park	High	909.12	Yes	9 37C402093	30	14	7	2	0	14	0	Active
Storage Tanks Demolition and Stormwater Improvements at Tenth Avenue Marine Terminal	Low	908.22	No		14	6	2	0	0	0	0	Active
Totals:						129	72	21	2	49	2	

**Total Inspections: 201**

<sup>1</sup> Follow-up inspections are conducted to ensure corrective actions that were identified during an initial inspection are adequately addressed. Corrective actions are relayed to the facility through inspection reports that also serve as written warnings.

<sup>2</sup> A violation is where a minimum required BMP is missing or a required corrective action is not addressed within the Port specified time frame.

<sup>3</sup> Enforcement Required is the number of corrective actions issued to a facility for individual BMP implementation that is not identified as a "violation" and did not trigger "Escalated Enforcement." Required corrective actions are addressed via written warning (work order for municipal facilities).

<sup>4</sup> Escalated Enforcement is a response to a violation of a BMP identified in the Port's JRMP Chapter 6 and 7 that addresses the Port's WQIP priority pollutants (trash, bacteria, and metals). Escalated Enforcement results in an immediate administrative citation that can be with or without fines (escalated work order for municipal facilities).

<sup>5</sup> Coral Tree Replacement Project paused with this phase of activity on July 8th and will resume at a later date.

<sup>6</sup> Continental Maritime Shipyard Facility Improvements Project paused construction activities on January 4th and will resume the next phase at a later date. The project has been phased for budget reasons.

<sup>7</sup> Otay River Estuary Restoration Project was inactive from February to October due to Least Tern Nesting Season. While the project is inactive, the Port requires the project to continue inspections to ensure the project site is stabilized and BMPs are maintained.

<sup>8</sup> Seaport Village Tree Root Repair Project was approximately 1 week in duration and completed before Port Staff were notified and able to conduct inspections. The project was completed in June 2023. A project closeout inspection was conducted in FY 2024 and is included in this table.



Table 12-4.a: Summary of Municipal Facility Inspections in FY 2024

Component	Priority	Facility Name	Watershed	Inspection Type	Inspection Date	Follow-up <sup>1</sup> Inspection	Violations <sup>2</sup>	Enforcement Required <sup>3</sup>	Escalated Enforcement <sup>4</sup>	Status <sup>5</sup>
<b>Municipal</b>										
Municipal	High	Anchorage Ln/Canon St Parking Lot	908.10	Port Onsite Inspection	3/12/2024	N/A	0	0	0	N/A
				Port Onsite Inspection	1/9/2024	1/22/2024	2	0	2	Closed
Municipal	High	Belt Street	908.22	Port Onsite Inspection	2/28/2024	N/A	0	0	0	N/A
Municipal	High	Cesar E. Chavez Parkway	908.22	Port Onsite Inspection	5/16/2024	N/A	0	0	0	N/A
				Port Onsite Inspection	2/13/2024	N/A	0	0	0	N/A
Municipal	High	Chula Vista Bayside Park	909.12	Port Onsite Inspection	4/3/2024	4/13/2024	2	0	2	Closed
				Port Onsite Inspection	2/27/2024	3/6/2024	2	0	2	Closed
Municipal	High	Chula Vista Boat Launch Ramp	909.12	Port Onsite Inspection	2/27/2024	N/A	0	0	0	N/A
Municipal	High	Crosby Road	908.22	Port Onsite Inspection	3/27/2024	N/A	0	0	0	N/A
				Port Onsite Inspection	2/13/2024	N/A	0	0	0	N/A
Municipal	High	Cruise Ship Terminal (B St.)	908.21	Port Onsite Inspection	1/25/2024	N/A	0	0	0	N/A
				Port Onsite Inspection	10/17/2023	N/A	0	0	0	N/A
Municipal	High	Embarcadero Park South Pier	908.21	Port Onsite Inspection	1/31/2024	N/A	0	0	0	N/A
Municipal	High	Embarcadero-1 Parking Lot	908.21	Port Onsite Inspection	3/14/2024	3/26/2024	1	0	1	Closed
				Port Onsite Inspection	1/17/2024	1/22/2024	2	0	2	Closed
Municipal	High	Embarcadero-2 Parking Lot	908.21	Port Onsite Inspection	1/17/2024	1/29/2024 1/29/2024	2	0	2	Closed

Table 12-4.a: Summary of Municipal Facility Inspections in FY 2024

Component	Priority	Facility Name	Watershed	Inspection Type	Inspection Date	Follow-up Inspection <sup>1</sup>	Violations <sup>2</sup>	Enforcement Required <sup>3</sup>	Escalated Enforcement <sup>4</sup>	Status <sup>5</sup>
Municipal	High	Harbor Police South Bay Substation	909.12	Port Onsite Inspection	4/3/2024	N/A	0	0	0	N/A
Municipal	High	Kellogg Beach	908.10	Port Onsite Inspection	1/9/2024	N/A	0	0	0	N/A
Municipal	High	Marina Park Way	909.12	Port Onsite Inspection	4/3/2024	N/A	0	0	0	N/A
				Port Onsite Inspection	2/27/2024	N/A	0	0	0	N/A
Municipal	High	Marina View Park	909.12	Port Onsite Inspection	2/29/2024	3/6/2024	3	0	3	Closed
Municipal	High	Marina Way (W J Street)	909.12	Port Onsite Inspection	2/29/2024	N/A	0	0	0	N/A
Municipal	High	N Harbor Drive	908.21	Port Onsite Inspection	3/19/2024	N/A	0	0	0	N/A
Municipal	High	Old Budget Rent A Car	908.21	Port Onsite Inspection	4/3/2024	N/A	0	0	0	N/A
				Port Onsite Inspection	2/23/2024	N/A	0	0	0	N/A
Municipal	High	Parcel 001-002	908.10	Port Onsite Inspection	3/12/2024	N/A	0	0	0	N/A
Municipal	High	Parcel 031-029	909.11	Port Onsite Inspection	5/17/2024	N/A	0	0	0	N/A
Municipal	High	Port District Administration Building and Annex	908.21	Port Onsite Inspection	2/23/2024	N/A	0	0	0	N/A
Municipal	High	Ruocco Park	908.21	Port Onsite Inspection	1/31/2024	N/A	0	0	0	N/A
Municipal	High	Seaport Village/PachWwy Parking Lot	908.21	Port Onsite Inspection	3/27/2024	3/4/2024	2	0	2	Closed
				Port Onsite Inspection	1/31/2024	2/8/2024	2	0	2	Closed
Municipal	High	Shelter Island Drive	908.10	Port Onsite Inspection	12/7/2023	12/18/2023	2	1	2	Closed

Table 12-4.a: Summary of Municipal Facility Inspections in FY 2024

Component	Priority	Facility Name	Watershed	Inspection Type	Inspection Date	Follow-up Inspection <sup>1</sup>	Violations <sup>2</sup>	Enforcement Required <sup>3</sup>	Escalated Enforcement <sup>4</sup>	Status <sup>5</sup>
Municipal	High	Shelter Island Parking Lot 1	908.10	Port Onsite Inspection	3/14/2024	N/A	0	0	0	N/A
				Port Onsite Inspection	12/7/2023	12/18/2023	1	0	1	Closed
Municipal	High	Shelter Island Parking Lot 2	908.10	Port Onsite Inspection	3/14/2024	N/A	0	0	0	N/A
				Port Onsite Inspection	12/7/2023	12/20/2023	2	1	2	Closed
Municipal	High	Shelter Island Shoreline Park	908.10	Port Onsite Inspection	12/7/2023	12/18/2023	1	0	1	Closed
Municipal	High	Spanish Landing Park	908.21	Port Onsite Inspection	3/14/2024	N/A	0	0	0	N/A
				Port Onsite Inspection	1/9/2024	1/10/2024	2	0	2	Closed
Municipal	High	Switzer Street	908.22	Port Onsite Inspection	3/27/2024	N/A	0	0	0	N/A
				Port Onsite Inspection	2/28/2024	N/A	0	0	0	N/A
Municipal	High	Tenth Avenue Marine Terminal	908.22	Port Onsite Inspection	2/16/2024	N/A	0	0	0	N/A
				Port Onsite Inspection	10/20/2023	N/A	0	0	0	N/A
Municipal	High	Tidelands Avenue	908.32	Port Onsite Inspection	5/20/2024	5/22/2024	2	0	2	Closed
				Port Onsite Inspection	3/5/2024	3/11/2024	2	0	2	Closed
Municipal	High	W 28th Street	908.32	Port Onsite Inspection	5/20/2024	5/23/2024	2	0	2	Closed
				Port Onsite Inspection	3/5/2024	3/11/2024	2	0	2	Closed

Table 12-4.a: Summary of Municipal Facility Inspections in FY 2024

Component	Priority	Facility Name	Watershed	Inspection Type	Inspection Date	Follow-up Inspection <sup>1</sup>	Violations <sup>2</sup>	Enforcement Required <sup>3</sup>	Escalated Enforcement <sup>4</sup>	Status <sup>5</sup>
Municipal	High	W 32nd Street	908.32	Port Onsite Inspection	5/20/2024	N/A	0	0	0	N/A
				Port Onsite Inspection	3/5/2024	3/20/2024	2	0	2	Closed
Municipal	High	W G Street	908.21	Port Onsite Inspection	3/27/2024	4/9/2024	2	0	2	Closed
				Port Onsite Inspection	1/17/2024	1/30/2024	2	0	2	Closed
<b>Total Municipal Facilities initial and follow-up inspections:</b>					<b>51</b>	<b>22</b>	<b>40</b>	<b>2</b>	<b>40</b>	

<sup>1</sup> Follow-up inspections are conducted to ensure corrective actions that were identified during an initial inspection are adequately addressed. Corrective actions are relayed to the facility through inspection reports that also serve as written warnings.

<sup>2</sup> A violation is where a minimum required BMP is missing or a required corrective action is not addressed within the Port specified time frame.

<sup>3</sup> Enforcement Required is the number of corrective actions issued to a facility for individual BMP implementation that is not identified as a "violation" and did not trigger "Escalated Enforcement." Required corrective actions are addressed via written warning (work order for municipal facilities). The one "Enforcement Required" for commercial facilities on the JRMP Annual Report form was related to documentation requirements only.

<sup>4</sup> Escalated Enforcement is a response to a violation of a BMP identified in the Port's JRMP Chapter 6 and 7 that addresses the Port's WQIP priority pollutants (trash, bacteria, and metals). Escalated Enforcement results in an immediate administrative citation that can be with or without fines (escalated work order for municipal facilities).

<sup>5</sup> All non-compliance issues requiring corrective enforcement actions were resolved and closed.

Table 12-4.b: Summary of Industrial and Commercial Facility Inspections in FY 2024

Component	Priority	Facility Name	Watershed	Inspection Type	Inspection Date	Follow-up Inspection <sup>1</sup>	Violations <sup>2</sup>	Enforcement Required <sup>3</sup>	Escalated Enforcement <sup>4</sup>	Status <sup>5</sup>
<b>Industrial</b>										
Industrial	High	Chesapeake Fish Company	908.21	Port Onsite Inspection	4/4/2024	4/4/2024	0	1	0	Closed
Industrial	High	CP Kelco	908.22	Port Onsite Inspection	6/20/2024	N/A	0	0	0	N/A
Industrial	High	Dole Fresh Fruit Company	908.22	Port Onsite Inspection	2/8/2024	N/A	0	0	0	N/A
				Port Onsite Inspection	10/26/2023	N/A	0	0	0	0
Industrial	High	Harvest Meat Company, Inc.	908.32	Port Onsite Inspection	3/25/2024	3/25/2024	0	1	0	Closed
Industrial	High	International Materials, Inc.	908.22	Port Onsite Inspection	2/14/2024	N/A	0	0	0	N/A
				Port Onsite Inspection	10/26/2023	N/A	0	0	0	0
Industrial	High	Lockheed Martin Facility	908.21	Port Onsite Inspection	4/19/2024	4/19/2024	0	2	0	Closed
Industrial	High	Marine Group Boat Works - Chula Vista	909.12	Port Onsite Inspection	6/25/2024	N/A	0	0	0	N/A
Industrial	High	Metropolitan Stevedore Company	908.21	Port Onsite Inspection	1/25/2024	N/A	0	0	0	N/A
				Port Onsite Inspection	10/17/2023	N/A	0	0	0	0
Industrial	High	National Steel and Shipbuilding Company	908.22	Port Onsite Inspection	6/19/2024	N/A	0	0	0	N/A
Industrial	High	Pacific Tugboat Service	908.22	Port Onsite Inspection	6/20/2024	N/A	0	0	0	N/A
Industrial	High	Pasha Automotive Services (NCMT)	908.32	Port Onsite Inspection	2/8/2024	N/A	0	0	0	N/A
				Port Onsite Inspection	10/25/2023	N/A	0	0	0	0
Industrial	High	San Diego Metropolitan Transit System	908.22	Port Onsite Inspection	6/18/2024	N/A	0	0	0	N/A

Table 12-4.b: Summary of Industrial and Commercial Facility Inspections in FY 2024

Component	Priority	Facility Name	Watershed	Inspection Type	Inspection Date	Follow-up Inspection <sup>1</sup>	Violations <sup>2</sup>	Enforcement Required <sup>3</sup>	Escalated Enforcement <sup>4</sup>	Status <sup>5</sup>
Industrial	High	San Diego Refrigerated Services	908.22	Port Onsite Inspection	2/14/2024	N/A	0	0	0	N/A
				Port Onsite Inspection	10/30/2023	N/A	0	0	0	N/A
Industrial	High	Searles Valley Minerals Operations	908.22	Port Onsite Inspection	2/15/2024	N/A	0	0	0	N/A
				Port Onsite Inspection	10/24/2023	N/A	0	0	0	N/A
Industrial	High	Solar Turbines Incorporated	908.21	Port Onsite Inspection	6/5/2024	N/A	0	0	0	N/A
Industrial	High	SSA Marine	908.22	Port Onsite Inspection	2/15/2024	N/A	0	0	0	N/A
				Port Onsite Inspection	10/24/2023	N/A	0	0	0	N/A
Industrial	High	Terminalift	908.22	Port Onsite Inspection	2/23/2024	N/A	0	0	0	N/A
				Port Onsite Inspection	10/25/2023	N/A	0	0	0	N/A
Industrial	High	The Jankovich Company	908.22	Port Onsite Inspection	1/26/2024	N/A	0	0	0	N/A
				Port Onsite Inspection	10/19/2023	N/A	0	0	0	N/A
<b>Total Industrial Facilities initial and follow-up inspections:</b>					<b>27</b>	<b>3</b>	<b>0</b>	<b>4</b>	<b>0</b>	

Component	Priority	Facility Name	Watershed	Inspection Type	Inspection Date	Follow-up Inspection <sup>1</sup>	Violations <sup>2</sup>	Enforcement Required <sup>3</sup>	Escalated Enforcement <sup>4</sup>	Status <sup>5</sup>
<b>Commercial</b>										
Commercial	High	Airport Shuttle Bus Parking Lot	908.21	Port Onsite Inspection	6/4/2024	N/A	0	0	0	N/A
Commercial	High	Best Western Island Palms Hotel	908.10	Port Onsite Inspection	5/22/2024	N/A	0	0	0	N/A
Commercial	High	Coronado Cays Homeowners Association	910.10	Port Onsite Inspection	6/14/2024	N/A	0	0	0	N/A
Commercial	High	Coronado Cays Yacht Club	910.10	Port Onsite Inspection	6/26/2024	N/A	0	0	0	N/A

Table 12-4.b: Summary of Industrial and Commercial Facility Inspections in FY 2024

Component	Priority	Facility Name	Watershed	Inspection Type	Inspection Date	Follow-up Inspection <sup>1</sup>	Violations <sup>2</sup>	Enforcement Required <sup>3</sup>	Escalated Enforcement <sup>4</sup>	Status <sup>5</sup>
Commercial	High	Coronado Ferry Landing Management	910.10	Port Onsite Inspection	5/23/2024	N/A	0	0	0	N/A
Commercial	High	Coronado Island Marriott Resort	910.10	Port Onsite Inspection	5/28/2024	5/28/2024	0	1	0	Closed
Commercial	High	Cow-A-Bunga Micro Ice Creamery	910.10	Port Onsite Inspection	4/25/2024	5/2/2024	0	1	0	Closed
Commercial	High	Ferry Landing Associates, LLC	910.10	Port Onsite Inspection	5/23/2024	5/23/2024	0	2	0	Closed
Commercial	High	Fish Market Restaurant and Top of the Market	908.21	Port Onsite Inspection	5/22/2024	N/A	0	0	0	N/A
Commercial	High	Fisherman's Landing	908.10	Port Onsite Inspection	5/23/2024	N/A	0	0	0	N/A
Commercial	High	Flagship Cruises & Events	908.21	Port Onsite Inspection	4/16/2024	N/A	0	0	0	N/A
Commercial	High	H and M Sportfishing Landing	908.10	Port Onsite Inspection	5/15/2024	N/A	0	0	0	N/A
Commercial	High	Headquarters at Seaport Village	908.21	Port Onsite Inspection	5/31/2024	N/A	0	0	0	N/A
Commercial	High	Hornblower Cruises and Events	908.21	Port Onsite Inspection	5/21/2024	N/A	0	0	0	N/A
Commercial	High	Joe's Crab Shack	908.21	Port Onsite Inspection	4/30/2024	5/8/2024	0	1	0	Closed
Commercial	High	Ketch Grill & Taps	908.10	Port Onsite Inspection	6/10/2024	N/A	0	0	0	N/A
Commercial	High	La Playa Yacht Club	908.10	Port Onsite Inspection	6/17/2024	N/A	0	0	0	N/A
Commercial	High	Maritime Museum Assoc. of SD	908.21	Port Onsite Inspection	6/24/2024	N/A	0	0	0	N/A
Commercial	High	Meissner Jacquet Investment Management "National City Distribution Center"	908.32	Port Onsite Inspection	3/25/2024	3/27/2024	0	1	0	Closed
Commercial	High	Montego Bay Marina	910.10	Port Onsite Inspection	4/24/2024	N/A	0	0	0	N/A
Commercial	High	National Oceanographic & Atmospheric Administration (NOAA)	908.22	Port Onsite Inspection	5/3/2024	N/A	0	0	0	N/A

Table 12-4.b: Summary of Industrial and Commercial Facility Inspections in FY 2024

Component	Priority	Facility Name	Watershed	Inspection Type	Inspection Date	Follow-up Inspection <sup>1</sup>	Violations <sup>2</sup>	Enforcement Required <sup>3</sup>	Escalated Enforcement <sup>4</sup>	Status <sup>5</sup>
Commercial	High	National Rental Car	908.21	Port Onsite Inspection	3/7/2024	N/A	0	0	0	N/A
Commercial	High	Parcel 002-005	908.10	Port Onsite Inspection	4/29/2024	N/A	0	0	0	N/A
Commercial	High	Parcel 002-006	908.10	Port Onsite Inspection	6/18/2024	6/18/2024	0	1	0	Closed
Commercial	High	Pier 32 Marina	908.32	Port Onsite Inspection	5/2/2024	N/A	0	0	0	N/A
Commercial	High	Point Loma Sportfishing Association	908.10	Port Onsite Inspection	5/23/2024	N/A	0	0	0	N/A
Commercial	High	Rent A Car Access	908.21	Port Onsite Inspection	3/7/2024	3/7/2024	0	1	0	Closed
Commercial	High	Safe Harbor Bayfront	909.12	Port Onsite Inspection	6/24/2024	N/A	0	0	0	N/A
Commercial	High	Safe Harbor South Bay	909.12	Port Onsite Inspection	6/25/2024	N/A	0	0	0	N/A
Commercial	High	San Diego Mooring Company	908.10	Port Onsite Inspection	4/17/2024	N/A	0	0	0	N/A
Commercial	High	Shelter Cove Marina	908.10	Port Onsite Inspection	6/24/2024	N/A	0	0	0	N/A
Commercial	High	Specialty Produce	908.21	Port Onsite Inspection	5/2/2024	5/15/2024	1	0	1	Closed
Commercial	High	Sun Outdoors San Diego Bay RV Park	909.12	Port Onsite Inspection	6/14/2024	N/A	0	0	0	N/A
Commercial	High	The Olde Boat Yard	908.10	Port Onsite Inspection	4/29/2024	4/29/2024	0	0	0	Closed
Commercial	High	The Tin Fish Restaurant	910.10	Port Onsite Inspection	6/18/2024	6/28/2024	0	1	0	Closed
				Port Onsite Inspection	4/25/2024	N/A	0	0	0	N/A
				Port Onsite Inspection	8/30/2023	N/A	0	0	0	N/A
				Port Onsite Inspection	7/26/2023	N/A	0	0	0	N/A



Table 12-4.b: Summary of Industrial and Commercial Facility Inspections in FY 2024

Component	Priority	Facility Name	Watershed	Inspection Type	Inspection Date	Follow-up Inspection <sup>1</sup>	Violations <sup>2</sup>	Enforcement Required <sup>3</sup>	Escalated Enforcement <sup>4</sup>	Status <sup>5</sup>
Commercial	High	United States Coast Guard	908.32	Port Onsite Inspection	4/2/2024	N/A	0	0	0	N/A
Commercial	High	USS Midway Museum	908.21	Port Onsite Inspection	4/16/2024	N/A	0	0	0	N/A
<b>Total Commercial Facilities initial and follow-up inspections:</b>					<b>40</b>	<b>10</b>	<b>1</b>	<b>9</b>	<b>1</b>	

<sup>1</sup> Follow-up inspections are conducted to ensure corrective actions that were identified during an initial inspection are adequately addressed. Corrective actions are relayed to the facility through inspection reports that also serve as written warnings.

<sup>2</sup> A violation is where a minimum required BMP is missing or a required corrective action is not addressed within the Port specified time frame.

<sup>3</sup> Enforcement Required is the number of corrective actions issued to a facility for individual BMP implementation that is not identified as a "violation" and did not trigger "Escalated Enforcement." Required corrective actions are addressed via written warning (work order for municipal facilities). The one "Enforcement Required" for commercial facilities on the JRMP Annual Report form was related to documentation requirements only.

<sup>4</sup> Escalated Enforcement is a response to a violation of a BMP identified in the Port's JRMP Chapter 6 and 7 that addresses the Port's WQIP priority pollutants (trash, bacteria, and metals). Escalated Enforcement results in an immediate administrative citation that can be with or without fines (escalated work order for municipal facilities).

<sup>5</sup> All non-compliance issues requiring corrective enforcement actions were resolved and closed.

**Table 12-5. Summary of Municipal - Special Event Inspections During 2023-2024.**

<b>Watershed</b>	<b>Park Facility Name</b>	<b>Event Name</b>	<b>Pre-Event Inspection Date</b>	<b>Post-Event Inspection Date</b>	<b>Follow-up<sup>1</sup> Required (Y/N)</b>	<b>Follow-up Inspection</b>	<b>Escalated Enforcement<sup>2</sup> (Y/N)</b>
908.21	Broadway Pier Port Pavilion	2023 WAXIE Customer Appreciation Day & Vendor Trade Show	8/25/2023	9/5/2023	N	N/A	N
908.21	Broadway Pier Port Pavilion	IIDA DesignConnect	9/5/2023	9/20/2023	N	N/A	N
908.21	Broadway Pier Port Pavilion	Tactical EV Expo	9/7/2023	9/14/2023	N	N/A	N
908.21	Broadway Pier Port Pavilion	West Coast Taco & Beer Festival	9/19/2023	9/25/2023	Y	10/2/2023	N
908.21	Broadway Pier Port Pavilion	Red Dress Party	10/3/2023	10/9/2023	Y	10/13/2023	N
908.21	Broadway Pier Port Pavilion	San Diego Fleet Week	11/6/2023	11/14/2023	Y	11/17/2023	N
908.21	Broadway Pier Port Pavilion	The Firm Event Design	11/14/2023	11/17/2023	N	N/A	N
908.21	Broadway Pier Port Pavilion	Makers Arcade Holiday Fair	11/30/2023	12/4/2023	Y	12/5/2023	N
908.21	Broadway Pier Port Pavilion	Granite Hills Winter Formal	12/15/2023	12/18/2023	N	N/A	N
908.21	Broadway Pier Port Pavilion	San Dieguito High School Winter Formal	2/9/2024	2/12/2024	N	N/A	N
908.21	Broadway Pier Port Pavilion	Chef Fest	2/23/2024	2/26/2024	Y	3/4/2024	Y
908.21	Broadway Pier Port Pavilion	West Coast Taco & Beer Festival	3/5/2024	3/11/2024	N	N/A	N
908.21	Broadway Pier Port Pavilion	The Great Cut 2024	3/14/2024	3/14/2024	Y	3/21/2024	N
908.21	Broadway Pier Port Pavilion	Mustache Bash	3/21/2024	3/25/2024	Y	3/28/2024	N
908.21	Broadway Pier Port Pavilion	Temecula Valley High School Prom	4/25/2024	4/29/2024	N	N/A	N
908.21	Broadway Pier Port Pavilion	FM Global Client Appreciation	5/1/2024	5/14/2024	N	N/A	N
908.21	Broadway Pier Port Pavilion	Del Norte High School Prom	5/15/2024	5/20/2024	N	N/A	N
908.21	Broadway Pier Port Pavilion	Throwback Festival	5/30/2024	6/4/2024	Y	6/10/2024	N
908.21	Broadway Pier Port Pavilion	TEVCON 2024	5/30/2024	6/10/2024	N	N/A	N
908.21	Embarcadero Marina Park North	All American Car Show	7/11/2023	7/17/2023	N	N/A	N
908.21	Embarcadero Marina Park North	Main Street America	7/27/2023	7/31/2023	N	N/A	N
908.21	Embarcadero Marina Park North	Cops and Rodders Fall Pow Wow	9/19/2023	9/25/2023	N	N/A	N
908.21	Embarcadero Marina Park North	Mustangs by the Bay	9/28/2023	10/9/2023	N	N/A	N
908.21	Embarcadero Marina Park North	Spokes at the Bay	10/26/2023	10/31/2023	N	N/A	N
908.21	Embarcadero Marina Park North	Bomb Fest	11/3/2023	11/6/2023	N	N/A	N
908.21	Embarcadero Marina Park North	San Diego Bay Wine & Food Festival	11/7/2023	11/13/2023	Y	11/13/2023	N
908.21	Embarcadero Marina Park North	Celebration of Champions	4/25/2024	4/29/2024	N	N/A	N
908.21	Embarcadero Marina Park North	Spokes on the Bay 2024	6/25/2024	7/1/2024	N	N/A	N
908.21	Embarcadero Marina Park South	Comic-Con International	7/10/2023	7/26/2023	N	N/A	N
908.21	Embarcadero Marina Park South	16th Annual Bike The Bay	8/23/2023	8/28/2023	N	N/A	N
908.21	Embarcadero Marina Park South	Move for Palestine	5/29/2024	6/4/2024	N	N/A	N
908.21	Harbor Island Park	America's Finest City Half Marathon	8/16/2023	Canceled	N	N/A	N
908.21	N Harbor Drive	San Diego Veterans Day Parade 2023	11/7/2023	11/13/2023	N	N/A	N
908.21	Ruocco Park	Holiday Bowl 5K	12/19/2023	12/28/2023	N	N/A	N
908.21	Ruocco Park	2024 San Diego Granfondo Bike Ride	4/19/2024	4/22/2024	N	N/A	N
908.21	Ruocco Park, Embarcadero Marina Park North, Seaport Village	2024 Wonderfront Music & Arts Festival	5/7/2024	5/16/2024	N	N/A	N
908.21	Ruocco Park, Spanish Landing East, Spanish Landing West	San Diego International Triathlon 2024	6/20/2024	6/24/2024	N	N/A	N
908.21	South Embarcadero	Holiday Bowl Parade	12/19/2023	12/28/2023	N	N/A	N
908.21	South Embarcadero	Martin Luther King Jr. Parade & Festival	1/12/2024	1/16/2024	N	N/A	N
908.21	Spanish Landing Park	San Diego Jaguar Club Annual Car Show 2023	7/10/2023	7/17/2023	N	N/A	N
908.21	Spanish Landing Park	Bimmers by the Bay	7/28/2023	8/1/2023	N	N/A	N
908.21	Spanish Landing Park	Porsche Club of America Car Show	10/11/2023	10/16/2023	N	N/A	N

**Table 12-5. Summary of Municipal - Special Event Inspections During 2023-2024.**

Watershed	Park Facility Name	Event Name	Pre-Event Inspection Date	Post-Event Inspection Date	Follow-up <sup>1</sup> Required (Y/N)	Follow-up Inspection	Escalated Enforcement <sup>2</sup> (Y/N)
908.21	Spanish Landing Park	2024 Uncorked	4/24/2024	4/28/2024	N	N/A	N
908.21	Spanish Landing Park	Gator by the Bay	5/6/2024	5/15/2024	N	N/A	N
908.21	Spanish Landing Park and N. Harbor Drive/Embarcadero Parking Lot 1	San Diego Half Marathon & 5K	3/21/2024	3/26/2024	N	N/A	N
908.22	Cesar Chavez Park	A Day at the Park - Cesar Chavez Park	5/31/2024	6/4/2024	N	N/A	N
908.32	Pepper Park	2024 National City School District 5K Fun Run	4/24/2024	4/29/2024	N	N/A	N
908.32	Pepper Park	Multi-Cultural Festival at Pepper Park	5/16/2024	5/20/2024	N	N/A	N
908.32	Pepper Park	National City Cancer Walk	5/30/2024	6/4/2024	N	N/A	N
909.1	Chula Vista Bayfront Park	Diego Style Car Show	8/9/2023	8/14/2023	N	N/A	N
909.1	Chula Vista Bayfront Park	Ragnar Relay SoCal 2024	4/11/2024	4/15/2024	N	N/A	N
909.1	Chula Vista Bayfront Park	2024 South Bay Earth Day	4/11/2024	4/15/2024	N	N/A	N
909.1	Chula Vista Bayfront Park	A Day at the Park - Bayfront Park	6/28/2024	7/1/2024	N	N/A	N
910.1	Coronado Tidelands Park	Crown City Classic	7/3/2023	7/5/2023	N	N/A	N
910.1	Coronado Tidelands Park	Loosefoot 616 Memorial Fundraiser Run <sup>3</sup>	8/16/2023	Canceled	N	N/A	N
910.1	Coronado Tidelands Park	Teal Steps Walk	9/6/2023	9/11/2023	N	N/A	N
910.1	Coronado Tidelands Park	HOPEww Paradox 5k	10/12/2023	10/16/2023	N	N/A	N
910.1	Coronado Tidelands Park	10th Annual Coronado 5K Turkey Trot	11/21/2023	11/27/2023	N	N/A	N
910.1	Coronado Tidelands Park	Valentines Day Run 10k and 5k	1/31/2024	2/5/2024	N	N/A	N
910.1	Coronado Tidelands Park	2024 Navy Bay Bridge Run-Walk	5/16/2024	5/21/2024	N	N/A	N
910.1	Coronado Tidelands Park	Concorso at Coronado 2024	6/28/2024	7/1/2024	N	N/A	N
910.1	Coronado Tidelands Park	San Diego British Car Day <sup>4</sup>	N/A	8/15/2023	N	N/A	N
910.1	Imperial Beach Pier	Imperial Beach Summer Skating Rink	7/18/2023	7/25/2023	N	N/A	N
<b>Summary of Municipal - Special Event Inspections During 2023-2024.</b>			<b>62</b>	<b>63</b>	<b>9</b>	<b>9</b>	<b>1</b>

<sup>1</sup>Follow-up inspections are conducted to ensure corrective actions are completed.

<sup>2</sup>Escalated enforcement: Any enforcement scenario where a violation or other non-compliance is determined to cause or contribute to the highest or focused priority conditions identified in the San Diego Bay WQIP. The Port's priorities are trash, bacteria, and metals. Of the 63 Special Events that occurred on Port Tidelands, 1 required escalated enforcement. Corrective actions were taken by the event organizers and the items were closed.

<sup>3</sup>This event was cancelled following completion of the pre-event inspection. No violations were observed during the pre-event inspection.

<sup>4</sup>Due to scheduling conflicts, a pre-event inspection was not performed for this event. No violations were observed during the post-event inspection.

**Table 12-6. MS4 Inventory and Inspections FY 2024**

<b>MS4</b>	<b>Inventory</b>	<b>Inspected</b>	<b>Percent (%) of Inventory Inspected</b>
<b>Total MS4</b>			
Catch Basins and Inlets	523 <sup>1</sup>	520	99%
Manholes and Clean Outs	64	63 <sup>2</sup>	98%
Outfalls	136	136 <sup>3</sup>	100%
<b>Total MS4</b>	<b>723</b>	<b>719<sup>4</sup></b>	<b>99%</b>
<b>High Priority<sup>5</sup> MS4</b>			
Catch Basins and Inlets	317	317	100%
Manholes and Clean Outs	43	43	100%
Outfalls	52	52	100%
<b>Total High Priority</b>	<b>412</b>	<b>412<sup>6</sup></b>	<b>100%</b>
<b>Stormwater Conveyance (miles)</b>			
Total High Priority	7.7	7.7	100%
<b>Total Miles</b>	<b>14.5</b>	<b>14.5<sup>7</sup></b>	<b>100%</b>
<b>BMPs</b>			
Total High Priority	145	145	100%
<b>Total BMPs</b>	<b>218</b>	<b>218</b>	<b>100%</b>
<b>BMP and MS4 Cleanings<sup>8</sup></b>			
<b>Structure Type</b>	<b># Cleaned / # Required Cleaning</b>		
BMPs	66/67		
MS4s	66/66		

1. Three low priority MS4 structures in the Port's inventory have not been located in the past 5 years. It is suspected that the structures may have been removed and as such, these structures will be removed from the Port's active MS4 inventory.
2. One low priority manhole was unable to be inspected due to safety restrictions.
3. A total of 19 low priority outfalls were inaccessible because they are located underneath a pier or overhanging structure. All immediate upstream inlets along the 19 inaccessible outfall conveyance lines were inspected.
4. A total of 22 MS4 structures were located within construction areas and are being inspected under the Construction Management Program.
5. Prioritization of each MS4 structure is determined by the overall threat to water quality ranking given to the associated facility. These rankings are evaluated and modified on an annual basis to address empirical data gathered from inspections, such as water quality threat verification, BMP implementation, and compliance history.
6. Of the total 412 high priority MS4 structures, 63 were inspected at an increased frequency based on an accumulation analysis and prioritization process performed following the 2022-2023 monitoring year.
7. Of the four low priority MS4 structures that were unable to be inspected, all immediate upstream and downstream MS4 structures along the respective stormwater conveyance lines were inspected.
8. BMPs and MS4s required cleaning if inspections indicated >33% accumulation of debris in the structure. The primary and secondary types of debris observed in both BMP and MS4 structures were sediment and debris, respectively. One BMP structure was unable to be cleaned due to inaccessibility and will, therefore, be cleaned during the 2024-2025 monitoring year.

**Table 12-7. Overall Education Activities for Identified Target Audiences FY 2024**

<u>Target Audience</u>	<u>Type of Activities</u>	<u># of People</u>
<b>Municipal: Development Planning</b>	Activities include training of Port staff from applicable departments and review of stormwater applicability checklists for new projects.	39
<b>Municipal: Construction Activities</b>	Activities include training for Port staff and consultant inspectors, staff in other Port departments and project contractors, and review of Stormwater Pollution Prevention Plans for new projects.	64
<b>Municipal: Industrial/Commercial Activities</b>	Activities include training for Port staff and consultant inspectors and HAZWOPER Training.	15
<b>Municipal: Marine Operations</b>	Activities include training for Port staff inspectors, annual training of the Maritime staff, bi-monthly program update meetings, and biannual common area facility audits and inspections at TAMT and CST.	28
<b>Municipal: Other Activities</b>	All other pollution prevention education and outreach is captured in this section. Examples are trainings for General Service staff, Integrated Pest Management Seminar, interdepartmental group meetings, employee events, and internal website data.	669
<b>Construction Site Owners and Developers</b>	Activities include providing training during project kick-off and review of Stormwater Pollution Prevention Plans, Construction BMP Plans, and Stormwater Quality Management Plans for new projects in compliance with the JRMP and BMP Design Manual.	89
<b>Industrial &amp; Commercial Owners &amp; Operators</b>	Activities include training of tenants during annual inspections, Port's training video that covers operational BMPs and Integrated Pest Management concepts, the Green Business Network, biannual common area facility audits and inspections at the marine terminals, and Integrated Pest Management Seminar for local commercial and industrial businesses.	1,026
<b>Residential Community &amp; General Public</b>	Activities include but are not limited to regional workgroups and subcommittees, Environmental Advisory Committee, Wildlife Advisory Group, social media and website views, conferences, Alpha Project, cleanup events and outreach events.	2,369,983
<b>School Children</b>	The Port's Environmental Education Program sponsors ten programs providing environmental and stormwater education to school children. Many of the schools in the San Diego Bay Watershed reached through the programs are classified as Title 1 and receive special funding because of their high proportions of ethnic/racial groups, economically disadvantaged students, limited-English-proficiency students, and students with disabilities. Thus, many of the educational activities for school children also reach underserved audiences. See Table 12-8 for the list of education activities reaching underserved audiences.	31,980
<b>TOTAL</b>		<b>2,403,893</b>

\*Activities not included in tracking are regular meetings and communication (i.e., email) with outside stakeholders.

**Table 12-8. Education Activities Reaching Underserved Audiences FY 2024**

Activity	Description of Program	# of Attendees
Chula Vista Elementary School District - Coastal Education Program	Through its partnership with the Living Coast Discovery Center (LCDC), the Chula Vista Elementary School District (CVESD) Coastal Education Program provided standards-based lessons and curriculum focused on environmental protection and conservation themes, including pollution prevention, stormwater management, watershed protection, habitat restoration, and endangered and sensitive species connected to the San Diego Bay.	5,065
I Love a Clean San Diego - Connecting Kids & Communities to Conservation	Through its Connecting Kids and Communities to Conservation program and watershed education presentations, I Love a Clean San Diego (ILACSD) provided environmental protection and pollution prevention education to students throughout the San Diego Bay watershed. The ILACSD presentations discussed the importance of water and watersheds, key pollutants and their effects, and how students can become environmental stewards to prevent pollution in local waterways.	1728
Living Coast Discovery Center - Watershed Discovery: Connecting & Protecting San Diego Bay	The Living Coast Discovery Center (LCDC) Watershed Discovery: Connecting and Protecting San Diego Bay program used its unique location within the San Diego Bay National Wildlife Refuge to provide environmental conservation and environmental stewardship education to local youth this year. The program consists of three components: a field trip that utilizes docent-led tours and educator-led lab activities to address conservation, watershed protection, pollution prevention, native plants and animals, and responsible outdoor recreation; public education utilizing instructor-led hands-on activities and interpretive signage designed to educate the general public on pollutant prevention and watershed protection related to the San Diego Bay; and habitat restoration and clean-up that engages volunteers and the general public.	3,668
Maritime Museum of San Diego - Ecology & Economy of the Bay	The Maritime Museum of San Diego's Ecology and Economy of the Bay program is structured to address the role of the San Diego Bay in the regional economy, and the fragility of San Diego Bay's natural resources in association with development over time. Historically, students have boarded the Museum's steam ferryboat Berkeley and taken a trip around the Bay aboard the Museum's boat Pilot. Lessons have included marine science experiments to learn about the Bay's history, its flora and fauna, pollution prevention, sediment and water quality, and the manner in which humans have impacted the San Diego Bay.	318
Ocean Discovery Institute - Student Initiative Program	Through its Student Initiative Program and the new Living Lab facility, Ocean Discovery Institute provided kindergarten through eighth grade students with science and environmental education lessons. This program includes classroom, laboratory and field-based studies addressing coastal ecosystems, watershed management and protection, and conservation of natural resources within San Diego Bay while simultaneously introducing students to a wide range of science professions.	5,359
Resource Conservation District- Watershed Connection	The Resource Conservation District (RCD) of Greater San Diego Watershed Connection program is an interactive lesson connecting students to their local watershed. Lessons focus on water pollution issues including non-point source pollutants such as petroleum products, detergents, fertilizers, and pet waste, and introduces students and educators to appropriate best management practices. RCD provided youth lessons on how common pollutants are typically generated, how these pollutants travel from streets to waterways, and how to best manage and prevent further impacts to the watershed.	1,087
Outdoor Outreach - Yes: The Youth Environmental Stewardship Program	Outdoor Outreach's YES: Youth Environmental Stewardship Project program utilizes recreational learning and hands-on environmental education and stewardship to educate, train and mobilize students from environmental justice communities within the San Diego Bay watershed. The program engages and connects students with San Diego Bay's natural resources by incorporating environmental lessons on watershed dynamics, pollution prevention, and local ecology with recreational activities including hiking, biking, and kayaking, as well as participation in local trash clean ups and restoration events.	802
The Ocean Connectors	The Ocean Foundation Ocean Connectors program provided hands-on environmental education to National City youth through field trips, in-class lectures, and land and water-based eco-tours. The program provided instruction on the ecosystems of San Diego Bay and cultivates an understanding of coastal environments, the connection between terrestrial and aquatic ecosystems, and the health, cultural and economical, value of San Diego Bay. As a component of the program, students used a "knowledge exchange" with student peers in Mexico to further their understanding of natural resources, recording and presenting information collected and learned from program participation.	8,782
San Diego Audubon Society - Outdoor Explore!	The San Diego Audubon Society Outdoor Explore! program provided after-school outdoor environmental education to students through physical activity, exploration, and exposure to natural spaces in their community. Focusing on the Otay River watershed, this program combines naturalist-led lessons with student-led self-exploration to provide students with an understanding of the function of floodplains and human impacts on habitat and water quality specific to the San Diego Bay.	94
Science to Stewardship in the San Diego Bay Watershed - San Diego Coastkeeper	San Diego Coastkeeper's Science to Stewardship program was designed to engage high school students and teachers within the San Diego Bay Watershed. Students were educated on the topics of watershed dynamics, climate science, environmental protection and conservation, ecological stewardship, pollution sources and impacts, and nature-based solutions. These topics were explored and discussed against the backdrop of the San Diego Bay and its associated watersheds while touching on current research and conservation efforts taking place within. We also educate students about - and connect them to - their local watershed through classroom lesson plans, field trips to open spaces adjacent to San Diego Bay, and hands-on student action projects.	1043
Exploring Conservation Science - San Diego Zoo Wildlife Alliance	Students visiting the Exploring Conservation Science program are were educated on environmental challenges specific to San Diego County, the San Diego Bay, and its watershed, and how to promote environmental stewardship throughout our local San Diego community. Students have spent time exploring the role of native species in maintaining healthy ecosystems and examined case studies that showcase the consequences of biodiversity loss in San Diego County, from the Bay to the desert.	579
Watershed Ecoliteracy Program in National School District	BCK programs provided "Water Watch" lessons to elementary students in the National School District. Students are educated on the harms of litter and are given hands-on labs and activities. Students also participate in cleaning up litter at their schools.	3455
<b>Total Reached</b>		<b>31,980</b>

**Table 12-9. Public Participation Opportunities During FY 2024**

Opportunity	Target	Target Reached?	Summary
<p><b>Port Environmental Advisory Committee Meetings</b></p>	<p>Collaborate</p>	<p>Yes</p>	<p>An average of 26 stakeholders attended meetings held on September 21, 2023, December 6, 2023, March 27, 2024, and June 26, 2024. The stakeholders represented non-profit groups, Port tenants, academia, consultants and government agencies. These stakeholders were given opportunities to review documents, make comments on presentations, and provide input on the selection of environmental projects benefitting San Diego Bay. Specific projects with opportunity for collaboration and relevance to the JRMP included presentations on the Blue Carbon Study, the integrated Natural Resources Management Plan 10-year update, Green Marine and the Shoreline Atlas project</p>
<p><b>Board of Port Commissioner (BPC) Meetings</b></p>	<p>Consult</p>	<p>Yes</p>	<p>Consultation was successfully achieved during the reporting period. At the BPC meetings held, public comments were made on environmental issues from stakeholders representing non-profit groups, private industry, and Port tenants. Comments were taken into consideration during the decision-making process by the Board of Port Commissioners. There were 32 environmental-related items brought to board meetings and 35 environmental-related memorandums sent to the Board between July 2023 and June 2024. Examples of these items are: Presentations on Caulerpa, Tijuana River Valley, Native Oyster Living Shoreline Project, and Green Port Month.</p>
<p><b>Wildlife Advisory Group</b></p>	<p>Collaborate</p>	<p>Yes</p>	<p>Two meetings were held on October 25, 2023, and April 24, 2024. The group consists of the Port, stakeholder cities and their citizens, non-profits and government agencies. An average of 25 stakeholders attended these meetings and reviewed grant applications, Chula Vista bayfront projects, and updates to the long term monitoring plan.</p>
<p><b>Clean-Ups</b></p>	<p>Collaborate</p>	<p>Yes</p>	<p>Five cleanup events were conducted on Port Tidelands during the 2024 Reporting Year. Approximately 944 people participated in the five cleanups and approximately 11 tons of trash collected jurisdiction-wide (includes recycled waste).</p>

**Table 12-10.** San Diego County Copermitees Fiscal Analysis Report for Urban Runoff Management Programs.

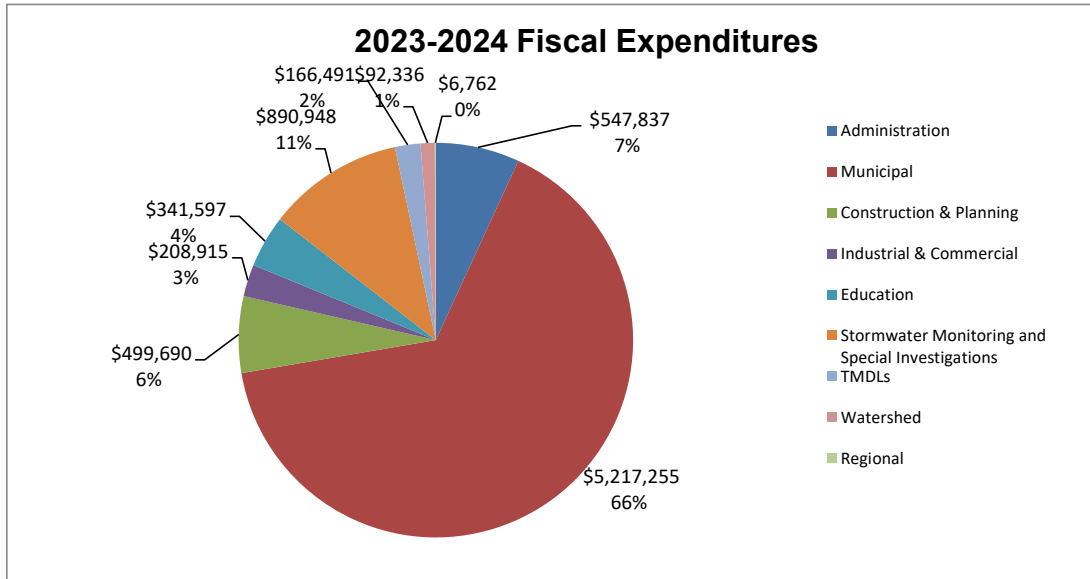
<b>Copermittee Name:</b>	Port of San Diego
<b>Date:</b>	1/31/2025
<b>Reporting Year:</b>	2023-2024

**EXPENDITURE SUMMARY**

<b>JURISDICTIONAL COMPONENT</b>	
ADMINISTRATION	\$ 547,837
DEVELOPMENT PLANNING	\$ 219,203
CONSTRUCTION	\$ 280,487
MUNICIPAL/IDDE	\$ 5,217,255
INDUSTRIAL AND COMMERCIAL	\$ 208,915
RESIDENTIAL	\$ -
EDUCATION AND PUBLIC PARTICIPATION	\$ 341,597
STORMWATER MONITORING AND SPECIAL INVESTIGATIONS	\$ 890,948
TOTAL MAXIMUM DAILY LOADS	\$ 166,491
NON-EMERGENCY FIREFIGHTING	\$ -
<b>TOTAL</b>	<b>\$ 7,872,733</b>

<b>WATERSHED AND REGIONAL COMPONENTS</b>	
SAN DIEGO BAY WATERSHED COST SHARE	\$ 7,840
WATERSHED PLANNING/ACTIVITIES	\$ 84,496
REGIONAL COPERMITTEE COST SHARE	\$ 6,762
<b>TOTAL</b>	<b>\$ 99,098</b>

<b>Total Costs</b>	<b>\$ 7,971,831</b>
--------------------	---------------------



**Funding Sources:** The Port’s implementation of its Municipal Permit requirements is budgeted and approved annually by the Board of Port Commissioners. The Port is accounted for as an enterprise fund and generates revenue from four major revenue sources; 1) charges received from Marine Operations, 2) charges received by Real Estate Operations, 3) the Port’s Cost Recovery Program, 4) reimbursement for services charged to the San Diego Regional Airport Authority, and 5) Fiscal Recovery Funds received for infrastructure from the State of California’s General Fund and managed by the State Lands Commission to help mitigate the negative economic impacts of the COVID-19 pandemic. Legal restrictions related to the use of these funds are generally centered on the standard public contracting and fiscal reporting requirements. See the Port JRMP Chapter 10 for additional description of each funding source.



**Table 12-11. FY 2024 All Expenditures by Program Component & Activity.**

Category	Category Description	Expenditures		Total Expenditures
		Staff Expenditures	External Expenditures	
<b>ADMINISTRATION</b>				
Administration	Staff expenditures include general administrative activities, meetings, and general reporting for the implementation of the Municipal Stormwater Permit. External costs include fees for municipal and construction permits.	\$185,308	\$48,087	<b>\$547,837</b>
Stormwater Data Management	Staff expenditures include stormwater database management and GIS/Mapping/data utilization. External expenditures include contracted services for development and implementation of the stormwater database.	\$16,086	\$298,356	
<b>DEVELOPMENT PLANNING</b>				
Project Planning & Engineering	Staff and external expenditures include environmental project and proposal review, SQWMP applicability, review of SWPPP and SQWMP documents, and development of SQWMP/SWPPPs for Port projects.	\$23,148	\$196,055	<b>\$219,203</b>
<b>CONSTRUCTION</b>				
Compliance Inspections & Enforcement	Staff expenditures include meetings with contractors, engineers and construction staff, site inspections, follow-ups, and written correspondence. External expenditures include contracted support for inspections and documentation, inspection follow-ups, as well as BMP design, deployment, and maintenance.	\$29,649	\$250,837	<b>\$280,487</b>
<b>MUNICIPAL</b>				
Municipal Activities	Staff expenditures include storm drain inspections, site inspections (parks, Port facilities, etc.), special event inspections, departmental meetings, storm drain markers/GPS efforts, and BMP studies. External expenditures include contractor related costs for MS4 inspections, maintenance or repair/replacement and cleaning of Port owned MS4 and structural BMPs.	\$157,995	\$429,713	<b>\$5,217,255</b>
Waste Management, Trash Collection, and Recycling	Staff expenditures include implementing Waste Management Program and trash collection. External expenditures include costs for contracted services for waste pick-up, removal, disposal, and recycling from Port facilities.	\$2,266,932	\$1,679,401	
Cleanup Events	External expenditures towards sponsorships for baywide debris removal and clean-up events (Operation Clean Sweep and Creek to Bay events)	N/A	\$30,000	
Illegal Dumping	Staff expenditures to clean up and remove trash and debris from illegal dumping and homeless encampments	\$56,567	N/A <sup>1</sup>	
Street Sweeping	Staff expenditures for street sweeping activities	\$577,640	N/A <sup>1</sup>	
Other expenditures	Staff expenditures include hazardous waste disposal and Rain Event response. External expenditures includes stormwater training, equipment and supplies.	\$8,101	\$10,905	
<b>INDUSTRIAL / COMMERCIAL</b>				

**Table 12-11. FY 2024 All Expenditures by Program Component & Activity.**

Category	Category Description	Expenditures		Total Expenditures
		Staff Expenditures	External Expenditures	
Marine Terminals Stormwater Strategy	Staff expenditures include the implementation of the Marine Terminals Stormwater Strategy for the TAMT, NCMT, and Cruise Ship Terminal <sup>2</sup> . External expenditures include consultant support for implementation, flapgate feasibility study, and updates to the Marine Terminals Stormwater Strategy.	\$93,457	\$38,444	<b>\$208,915</b>
Compliance Inspections & Enforcement	Staff expenditures include industrial and commercial inspections (including all follow-ups, written correspondence, meetings, consultant oversight, etc.) and tenant-related ICID cases. External costs include consultant support for inspections, related follow-ups, and reporting.	\$49,773	\$27,241	
<b>EDUCATION AND PUBLIC PARTICIPATION</b>				
Education & Outreach	Staff expenditures includes staff training and development/oversight of public outreach, children (school) education, regional education meetings, regional outreach efforts, Environmental Champions Campaign, and website development. External expenditures includes consultant support for Environmental Champions campaign, IPM, and funding of Environmental Education Program activities.	\$21,313	\$320,284	<b>\$341,597</b>
<b>STORMWATER MONITORING</b>				
Outfall Monitoring	Staff expenditures include dry weather major MS4 outfall and Physical Aesthetics related monitoring. Monitoring includes field work for dry weather monitoring, report preparation. External expenditures include consultant costs for monitoring and as-needed water quality sample laboratory analysis if a non-stormwater discharge is observed.	\$24,269	\$34,677	<b>\$58,947</b>
<b>SPECIAL INVESTIGATIONS</b>				
Regional Harbor Monitoring Program	Staff expenditures to comply with RWQCB directive issued in July 2003 include time for meetings report preparation and review, coordination and planning. External cost include the Port's portion of cost-share related to consultant services for sampling and reporting.	\$2,014	\$633,393	<b>\$832,001</b>
Other Studies/Programs	Staff and external expenditures include costs for various efforts within San Diego Bay watershed, including participation in the RWQCB's San Diego Bay Strategy.	\$120,922	\$75,672	
<b>TOTAL MAXIMUM DAILY LOADS</b>				
SIYB Dissolved Copper TMDL	Staff and external expenditures include costs to comply with TMDL and implementation of bay-wide Copper Reduction Program.	\$16,845	\$46,286	<b>\$166,491</b>
SISP Bacteria TMDL	Staff and external expenditures include costs to comply with TMDL - Sampling, meetings, reporting.	\$17,044	\$77,896	
Chollas Creek Metals and Bacteria TMDLs	Staff and external expenditures include costs to comply with TMDL - Monitoring and Reporting (Port portion of cost-share only).	\$1,647	\$6,773	
<b>WATERSHED</b>				

**Table 12-11. FY 2024 All Expenditures by Program Component & Activity.**

Category	Category Description	Expenditures		Total Expenditures
		Staff Expenditures	External Expenditures	
Watershed Management	Staff expenditures include for meetings and report preparation, GIS/Mapping, and external consultant expenditures on WQIP strategies, watershed education, etc.; Tijuana River Valley advocacy. External expenditures related to consultant support	\$41,474	\$4,762	<b>\$92,336</b>
Watershed Cost Share Agreement	External expenditures related to watershed consultant support for coordination of implementation efforts and reporting of the San Diego Bay WQIP (Port portion of cost-share only).	N/A	\$7,840	
Trash Amendments - Planning and Installation	Internal expenditures include planning, preparation, and field oversight. External expenditures related to consultant support for program planning, engineering documentation, and procurement of trash capture devices.	\$6,209	\$32,052	
<b>Regional</b>				
San Diego Regional Copermittee MOU	External cost related to Regional Municipal Permit MOU cost share (Port portion only).	N/A	\$6,762	<b>\$6,762</b>
<b>FY 2022 Total Expenditures</b>		<b>\$3,716,394</b>	<b>\$4,255,437</b>	<b>\$7,971,831</b>

<sup>1</sup>The Port addressed these activities with in-house Port staff and equipment. No external contractors were required.